

---

LSU BOARD OF SUPERVISORS MEETING  
Board Room, University Administration Building  
3810 West Lakeshore Drive, Baton Rouge, LA 70808  
September 8-9, 2022

---

Thursday, September 8, 2022 | 2:00 p.m. CT

- I. Call to Order and Roll Call
- II. Invocation and Pledge of Allegiance
- III. Public Comment
- IV. Committee Meetings
  - A. Research & Agricultural Extension Committee
    1. Presentation on LSU AgCenter Rice Breeding and Genetics
  - B. Academic Committee
    1. Recommendation to Approve a Tuition Increase for LSU's University Laboratory School
    2. Consent Agenda
      - a. Request from LSU A&M for Continued Authorization of the Stephenson Disaster Management Institute
      - b. Request from LSU Eunice to Establish the Margaret Edwards Nursing Scholarship
      - c. Request from LSU Eunice to Establish the LSUE Athletic Scholarship
      - d. Request from LSU Alexandria to Name the Alexandria Business Foundation Conference Room
      - e. Request from the LSU A&M to Convert the Hermann Moyse, Jr./Louisiana Bankers Association Chair of Banking into Two Endowed Professorships
      - ~~f. Request from LSU Alexandria to Name the Betty Fay Wellan Lipsey & Joseph Lipsey, Jr. Gallery~~
      - g. Recommendation to Approve an Addition to the LSU Campuses' Three-year Academic Plan
  - C. Finance Committee
    1. Recommendation to Approve the Fiscal Year 2022-2023 Operating Budget
    2. Supplier Diversity Update
    3. Board of Supervisors Scholarship Program
  - D. Property & Facilities Committee
    1. Request for the Approval of the FY 2023-2024 Five-Year Capital Outlay Budget Request and First Year Prioritized List for Louisiana State University
    - ~~2. Request from LSU Health Care Services Division to Amend the Prior Approval of a Request to Sell the Former Earl K. Long Hospital Property~~
    3. Utilities Initiative Update
  - E. Athletics Committee

*The Board or its Committees may enter into Executive Session in accordance with the provisions of LA R.S. 42:17*

1. Request from LSU Athletics to Increase Baseball Ticket Prices, Parking, and Tradition Fund

*Thursday, September 8, 2022 | 12:00 p.m. CT*

F. Risk Management Committee (*Board Conference Room 104-A*)

1. Update on Clinical Trials Programs at HSCNO/HSCS
2. 2022 4<sup>th</sup> Quarter Audit Summary
3. Fiscal Year 2022 Annual Report

*The Board or its Committees may enter into Executive Session in accordance with the provisions of LA R.S. 42:17*

*Friday, September 9, 2022 | 9:00 a.m. CT*

- V. Reconvene Board Meeting
- VI. Approval of Minutes from the August 2, 2022 Meeting
- VII. Policy Updates following 2022 Legislative Session
  - A. Act 727 of 2022 (Free Speech Policy)
  - B. Act 464 of 2022 (Student Discipline Policy)
- VIII. Personnel Actions Requiring Board Approval  
*The Board or its Committees may enter into Executive Session in accordance with the provisions of LA R.S. 42:17*

~~IX. Admissions Standards Update~~

- X. Reports to the Board
  - A. LSU Semi-Annual Financial Report for the Six-Month Period Ending June 30, 2022
  - B. LSU Quarterly Supplier Diversity Spend Report for Period Ending June 30, 2022
  - C. Affiliated Entities Reimbursement Report
  - D. Q4 Personnel Actions Information Report
- XI. Reports from Faculty Advisors and Staff Advisors
- XII. President's Report
- XIII. Chancellors' Report
- XIV. Approval of Committee Recommendations
- XV. Chair's Report
- XVI. Oath of Office for Chair
- XVII. Election of Chair-Elect
- XVIII. Oath of Office for Chair-Elect
- XIX. Adjournment

*In the event Committees scheduled for Thursday are unable to complete their work on that day, they will convene on Friday, September 9, 2022 at 9:00 a.m. CT*

*The Board or its Committees may enter into Executive Session in accordance with the provisions of LA R.S. 42:17*



---

## Board of Supervisors

### RESEARCH & AGRICULTURAL EXTENSION COMMITTEE

BOARD OF SUPERVISORS MEETING | SEPTEMBER 8-9, 2022

# LSU AgCenter Rice Breeding and Genetics

Adam Famoso

Louisiana State University Agricultural Center

H. Rouse Caffey Rice Research Station

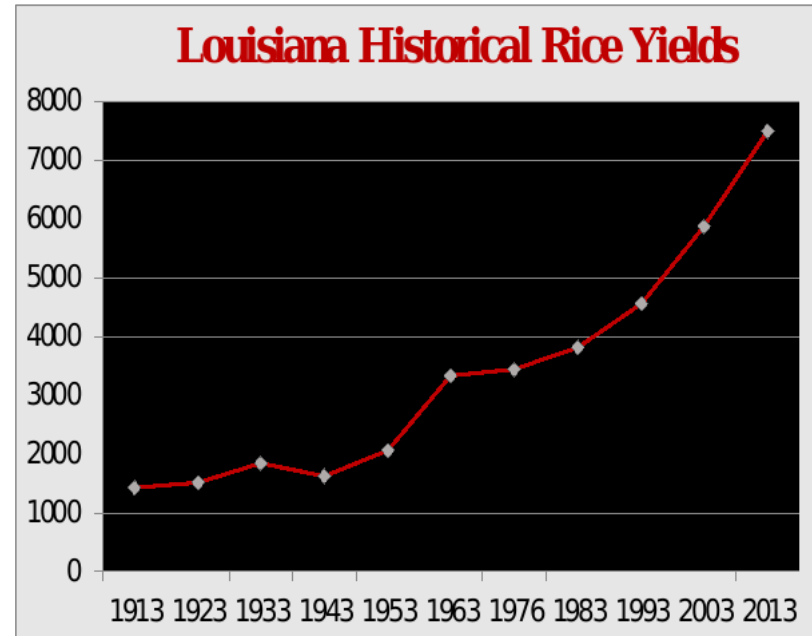
[afamoso@agcenter.lsu.edu](mailto:afamoso@agcenter.lsu.edu)

337-247-8783




# H. Rouse Caffey Rice Research Station

- Crowley, LA, Established in 1909
- ~50 Full Time Faculty and Staff
- Research, Extension, Teaching Focus:
  - Plant Breeding and Genetics
  - Agronomy
  - Pathology
  - Entomology
  - Biotechnology
  - Weed Science
  - Crawfish



# Breeding Program Objectives

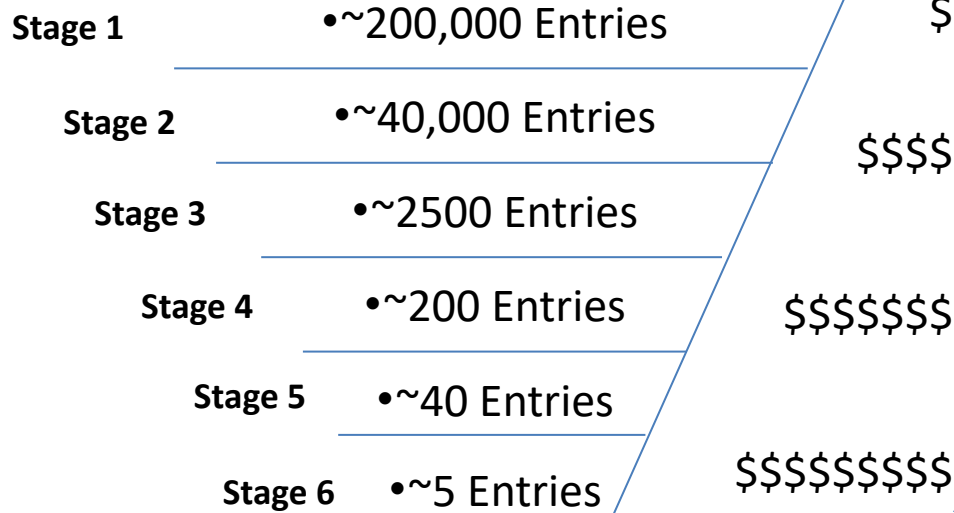
- Develop new and improved varieties
- Stakeholders and Supporters
  - Rice Producers: Check-off fund
  - Industry Partners
  - Rice Millers and exporters
  - End users
- Priorities
  - Industry Profitability
    - Yield
    - Quality
      - Milling
      - End User
  - Sustainability
    - Environmental
    - Economic



# Rice Variety Development

**New Breeding Crosses**

~300 every Year



Investment per Entry

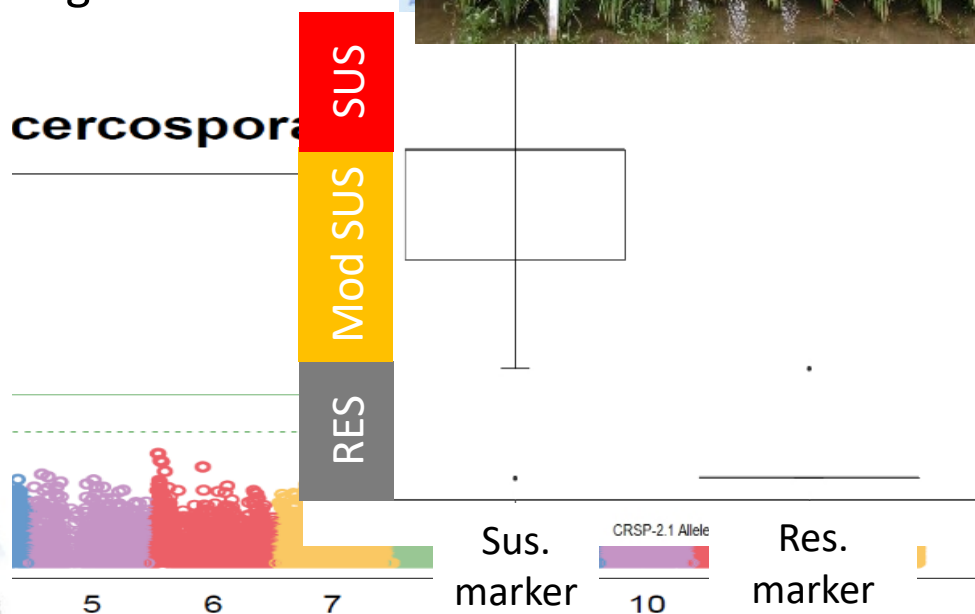
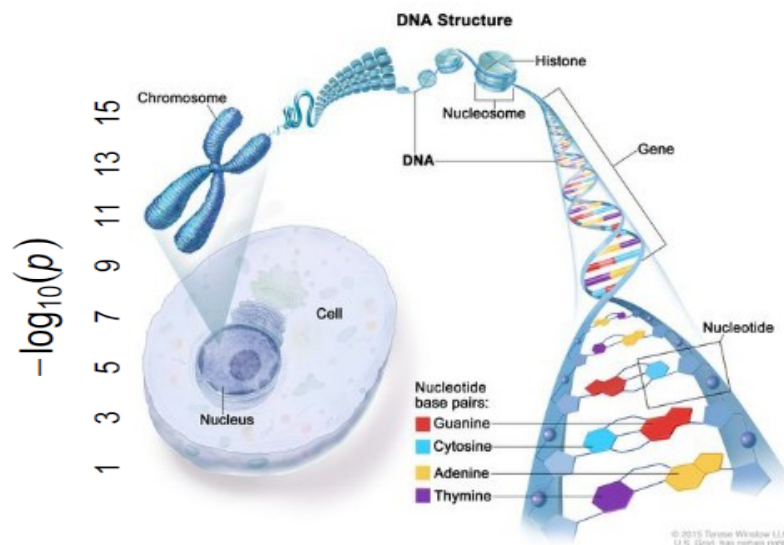
**What are the major limitations and bottlenecks?**

**How can modern genetic tools improve the process?**



# Case Study: Discovery and Deployment of Novel Disease Resistance Gene

- Narrow Brown Leaf Spot Disease
- Field Evaluation for disease resistance over 3 years
- Sequenced genomes of 380 LSU rice lines (400,000,000 sites)
- Identify genomic region(s) associated with resistance
- Identify specific DNA marker to distinguish resistant and susceptible lines

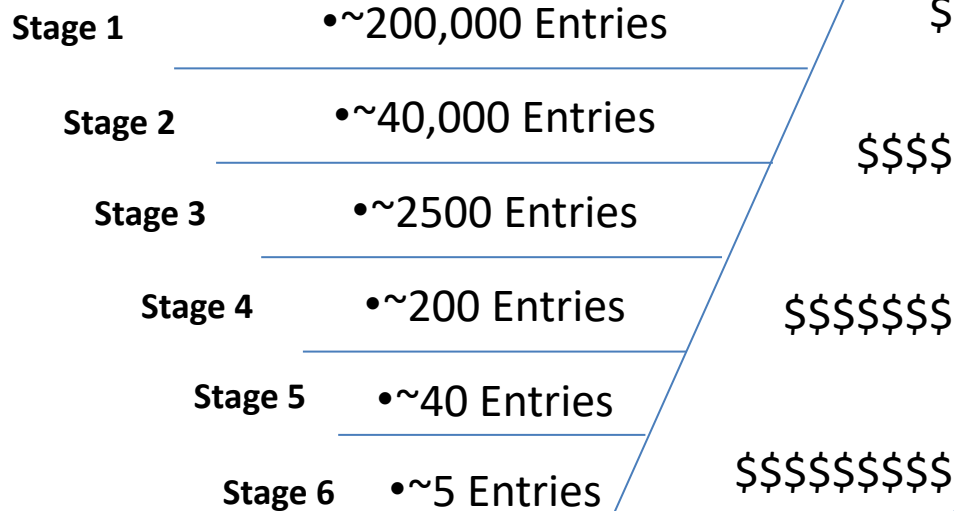




# Rice Variety Development


New Breeding Crosses

~300 per Year



Investment per Entry

How can modern genetic tools improve the process?



In many cases, selecting based on a DNA marker is:

- Cheaper
- More accurate
- Faster

# Acknowledgements

- **Graduate Students**

- Raul Guerra
- Maria Montiel
- Jennifer Manangkil
- Tommaso Cerioli
- Christopher Addison

- **Faculty and Postdocs**

- Brijesh Angira (Asst. Prof.)
- Chris Hernandez (Postdoc)
- Jose Amores Moreno (Postdoc)
- Frank Maulana (Postdoc)

- **Breeding Program Staff**

- Valerie Dartez
- Brady Williams
- Blaise Frey
- Colby LeJeune
- Jenna Dartez
- Madeline LeJeune
- Jessica Thornton
- Tara Roy

- **Key Collaborators**

- RRS Faculty and Staff
  - Don Groth (RRS Pathology)
  - Jonathan Richards (Plant Path Dept)
- University breeding programs
  - U of Ark., TAMU, Miss St., USDA

- **Funding**

- Louisiana Rice Research Board
  - LA Rice check-off
- USDA/NIFA
- NSF
- Industry Partners
  - Horizon Ag
  - Nutrien Ag Solutions
  - BASF
  - USA Rice
  - USA Rice Foundation



Christopher Addison



---

# Board of Supervisors

## ACADEMIC COMMITTEE

BOARD OF SUPERVISORS MEETING | SEPTEMBER 8-9, 2022



---

## Board of Supervisors

### Recommendation to Approve a Tuition Increase for LSU's University Laboratory School

**Date:** September 8-9, 2022

#### 1. Bylaw Citation

Pursuant to Article VII, Section 1, Paragraph A of the Bylaws of the Louisiana State University Board of Supervisors, this matter is a significant board matter.

- A. Any matter having a significant or long-term impact, directly or indirectly, on the finances or the academic, educational, research, and service missions of the University or any of its campuses

#### 2. Summary of Matter

On June 16, 2022, the Governor signed HB 927 into law, which authorized a tuition increase at LSU's University Laboratory School (ULS). This is the first tuition increase since 2016 and will play an integral role in securing the school's financial stability. The tuition increase will be phased in during the next two academic years, with a \$500 increase in AY2023-24 and another \$500 in AY 2024-25.

This tuition increase will provide approximately \$1.8 million in additional revenue that will allow for adjustment of teacher salaries so that the school can hire and retain the best teachers in the state, will help manage and maintain the school's technology program for the next 5-10 years, and will allow new faculty to work with students of all ability levels.

Overall, this two-year phased in tuition increase will provide ULS with the ability to be innovative, agile, and responsive to the needs of students, staff, and facilities as ULS fully develops their strategic plan and works toward positioning themselves as the #1 school in the state.

#### 3. Review of Business Plan

N/A

#### 4. Fiscal Impact

Over the next two academic years, the tuition increase will provide approximately \$1.8 million in additional revenue.

## **5. Description of Competitive Process**

N/A

## **6. Review of Legal Documents**

A formal memo from the Director of ULS, the Dean of the College of Human Sciences and Education, the Executive Vice President and Provost, and the Executive Vice President & Chief Administrative Officer is on file in the Office of Academic Affairs as well as a copy of Act 521 of the 2022 Regular Session of the Louisiana Legislature.

## **7. Parties of Interest**

N/A

## **8. Related Transactions**

N/A

## **9. Conflicts of Interest**

N/A

## **10. Attachments**

Academic Plans for each campus are attached.

## **RESOLUTION**

**NOW, THEREFORE, BE IT RESOLVED** that the Board of Supervisors of Louisiana State University and Agricultural & Mechanical College does hereby approve the tuition increase for LSU's University Laboratory School.



---

## Board of Supervisors

### Request from LSU A&M for Continued Authorization of the Stephenson Disaster Management Institute

**Date:** September 8-9, 2022

#### 1. Bylaw Citation

Pursuant to Article VII, Section 1, Paragraph B of the Bylaws of the Louisiana State University Board of Supervisors, this matter is a significant board matter.

- B. The Board shall approve any new academic program resulting in the awarding of a degree, certificate, or credential, as well as any changes of degree designation or termination of degree programs. The Board shall approve any new institution, department, research center, or institute, or required reauthorization of such.

#### 2. Summary of Matter

LSU A&M requests five-year, continued authorization of the Stephenson Disaster Management Institute (SDMI). The SDMI was first granted approval by the Board of Regents in 2007 and has since been re-authorized multiple times.

The mission of the Stephenson Disaster Management Institute is to save the lives of people and animals by continuously improving disaster response management through leadership in applied research and executive education. The institute seeks to close the gap between practitioners and academic researchers by causing collaboration between these critical players. SDMI works with its LSU research affiliates to collaborate on projects and research proposals that will improve disaster preparedness and response. Research disciplines span across multiple departments, including engineering, psychology, sociology, geography, information systems & decision sciences, veterinary medicine, economics, and computer science. Serving as the interface between researchers and practitioners, the Stephenson Disaster Management Institute supports projects that encourage partnerships between these communities that improve the quality of research. This also assures that academic findings are translated into solutions which can be used by the disaster management community as well as the private sector and the average citizen in improving the chances to survive a disaster and mitigate its consequences. This applied research approach is well received by disaster management practitioners and fills a tremendous need in developing practical learning to decision makers.

SDMI was founded in 2007 with a generous donation from Toni and Emmet Stephenson following Hurricane Katrina. During its first ten years, SDMI relied almost exclusively on this donation to cover all expenses for the Institute. A tremendous effort has gone into establishing SDMI as a sustainable, viable, and contributing applied research Institute since its last reauthorization. Over the last five years, SDMI has been responsible for generating \$10,293,893 in

research grants and contracts with federal, state, local, and private sector entities for LSU. In FY2015-16, SDMI achieved 100% sustainability through self-generated funding from research and projects. It has maintained 100% sustainability through self-generated funding for the last seven years.

In addition to generating significant revenues, SDMI has also made a significant contribution to the disaster management community through its research and projects. Some of the activities include, but are not limited to:

*COVID-19 support to the State* - Since May 2019, SDMI has received \$2.5 million in grants to assist the Louisiana Office of Public Health (OPH) in establishing a Contact Tracing program, training and managing over 700 contact tracers across the state, supported the state's COVID-19 vaccine management and administration program, and created a statewide dashboard for data visualization. SDMI will continue to provide support the OPH through FY2023.

*Hazard Mitigation* - Through two multi-million dollar projects funded by the Louisiana Governor's Office of Homeland Security and Emergency Preparedness (GOHSEP), SDMI has been able to significantly advance the State's ability to respond to and recover from disasters. SDMI is currently updating 56 parish hazard mitigation plans, which are required for parish and local governments to be eligible for hazard mitigation grant funds post-disasters. SDMI has navigated over 70 plans through FEMA's approval process.

*Cybersecurity* - SDMI has helped draft the state's cyber response plan and the Cyber Incident Response Plan and continues to support the Governor's Cybersecurity Commission. During this time, SDMI has acquired more than \$1 million in new cyber sponsored program engagements.

*Disaster Science Research Initiative* - SDMI partners with the academic units on campus to bring research to practice. Through this pairing, SDMI and several departments on campus have won over 50 awards and more than \$10 million in new funding to LSU.

Moving forward, SDMI's priorities will focus on expanding the relationship with GOHSEP and the Louisiana Office of Public Health, the Disaster Management Community within the State of Louisiana, and new research initiatives that will increase partnerships with federal agencies. In addition, SDMI is looking to partner with LSU's Transformational Technologies and Cyber Research Center and Stephenson Technologies Corporation to fully leverage the resources at LSU to develop a comprehensive cybersecurity solution to the government and the private sector.

### **3. Review of Business Plan**

The Director of SDMI also serves as the Director of Operations for SDMI's parent organization, the Stephenson National Center for Security Research and Training (SNCSRT). Over the last

five years, SDMI has experienced tremendous growth in personnel, now employing 21 full-time employees. Five years ago, SDMI had a full-time staff of just 7 employees. The Institute is structured to provide services in five key areas: Disaster Management, Public Health, Cybersecurity, Software Development and GIS services.

**4. Fiscal Impact**

SDMI currently has \$2.6 million for FY2022-23, which come from carryover accounts, foundation accounts, and grants. For the next four years, the Institute has a solid revenue source of \$1.4 million from projects with dedicated funding. The Institute will secure additional projects or reduce support projects and/or staff to ensure revenue exceeds costs.

**5. Description of Competitive Process**

N/A

**6. Review of Legal Documents**

N/A

**7. Parties of Interest**

N/A

**8. Related Transactions**

N/A

**9. Conflicts of Interest**

N/A

**10. Attachments**

None

**RESOLUTION**

**NOW, THEREFORE, BE IT RESOLVED** that the Board of Supervisors of Louisiana State University and Agricultural & Mechanical College does hereby approve the request from LSU A&M for continued authorization of the Stephenson Disaster Management Institute.





---

## Board of Supervisors

### Request from LSU Eunice to Establish the Margaret Edwards Nursing Scholarship

**Date:** September 8-9, 2022

#### 1. Bylaw Citation

Pursuant to Article VII, Section 1, Paragraph N of the Bylaws of the Louisiana State University Board of Supervisors, this matter is a significant board matter.

1. Such other matters that are not expressly delegated herein or hereafter by the Board to the President or a Chancellor and which reasonably should be considered to require Board approval as generally defined above, or which the Board hereafter determines to require Board approval.

#### 2. Summary of Matter

William and Joanne Ziegler donated \$10,000 to the LSUE Foundation to establish a non-endowed scholarship fund for the benefit of the Nursing Program in the Division of Health Sciences and Business Technology. Margaret Edwards, a close friend to the Zieglers, completed nursing school as a single mother. Because of her hard work, tenacity, and determination, the Zieglers wanted to honor her while also providing opportunities for someone in a similar position.

1. Margaret Edwards Nursing Scholarship- \$10,000  
Recipients of the scholarship must be full-time undergraduate LSUE students, enrolled in the Nursing Program and have financial need. Preferential consideration will be given to students with qualified dependent children.

#### 3. Review of Business Plan

N/A

#### 4. Fiscal Impact

N/A

#### 5. Description of Competitive Process

N/A

#### 6. Review of Legal Documents

The donor agreements are on file at the LSU Eunice Foundation and a memo from the Chancellor is on file in the Office of Academic Affairs.

**7. Parties of Interest**

N/A

**8. Related Transactions**

N/A

**9. Conflicts of Interest**

N/A

**10. Attachments**

None

**RESOLUTION**

**NOW, THEREFORE, BE IT RESOLVED** that the Board of Supervisors of Louisiana State University and Agricultural & Mechanical College does hereby approve the request from LSU Eunice to establish the Margaret Edwards Nursing Scholarship.



---

## Board of Supervisors

### Request from LSU Eunice to Establish the LSUE Athletic Scholarship

**Date:** September 8-9, 2022

#### 1. Bylaw Citation

Pursuant to Article VII, Section 1, Paragraph N of the Bylaws of the Louisiana State University Board of Supervisors, this matter is a significant board matter.

1. Such other matters that are not expressly delegated herein or hereafter by the Board to the President or a Chancellor and which reasonably should be considered to require Board approval as generally defined above, or which the Board hereafter determines to require Board approval.

#### 2. Summary of Matter

Multiple donors have contributed unrestricted gifts to the LSUE Foundation to establish a non-endowed scholarship fund for the benefit of LSU Eunice student-athletes. Scholarships will be utilized to supplement the LSU Eunice athletic scholarship account. Details of the scholarship include:

1. LSUE Athletic Scholarship - \$2,500

The scholarship will be awarded to full-time student-athletes attending Louisiana State University at Eunice.

#### 3. Review of Business Plan

N/A

#### 4. Fiscal Impact

N/A

#### 5. Description of Competitive Process

N/A

#### 6. Review of Legal Documents

The donor agreement is on file at the LSU Eunice Foundation and a memo from the Chancellor is on file in the Office of Academic Affairs.

**7. Parties of Interest**

N/A

**8. Related Transactions**

N/A

**9. Conflicts of Interest**

N/A

**10. Attachments**

None

**RESOLUTION**

**NOW, THEREFORE, BE IT RESOLVED** that the Board of Supervisors of Louisiana State University and Agricultural & Mechanical College does hereby approve the request from LSU Eunice to establish the LSUE Athletic Scholarship.



---

## Board of Supervisors

### Request from LSU Alexandria to Name the Alexandria Business Foundation Conference Room

**Date:** September 8-9, 2022

#### 1. Bylaw Citation

Pursuant to Article VII, Section 1, Paragraph N of the Bylaws of the Louisiana State University Board of Supervisors, this matter is a significant board matter.

1. Such other matters that are not expressly delegated herein or hereafter by the Board to the President or a Chancellor and which reasonably should be considered to require Board approval as generally defined above, or which the Board hereafter determines to require Board approval.

#### 2. Summary of Matter

The Credit Bureau of Alexandria was incorporated in 1957 by local business leaders to provide credit and collection services for its members. In 1995, the name was changed to the Alexandria Credit Bureau Foundation. In the same year, the Alexandria Business Foundation was incorporated to further charitable and educational purposes in the surrounding communities. The original Board members were Paul Adams, Carl Rand Carstens, Wayne Miller, Frank Brame, Dr. Malcolm Denley, James Montgomery, Edwin Caplan, Tom Hardin, and Harry Silver - all strong business leaders in central Louisiana.

The Foundation's vision was to serve as a source of strength and support for educating, encouraging, and equipping the local community to thrive and triumph through business in the new millennium. Its mission was to improve and champion commerce in Central Louisiana by fostering local business education, development, leadership, and responsibility. In 2002, the credit and collection business privatized, and the Alexandria Credit Bureau Foundation merged into the Alexandria Business Foundation (ABF). Since that time, the ABF has been making annual contributions consistent with its mission and vision. The most recent Board members include: Stephen Wright (President), Wayne Miller (Vice President), Randall Seeser (Secretary), Carl Rand Carstens, Tom Hardin, Edwin Caplan, Frank Brame, Jason Cobb, and Harry Silver (until his recent passing).

In August 2022, the Alexandria Business Foundation pledged to donate \$600,000 to the LSUA Foundation as the private match for a Board of Regents' Endowed Chair. This newly created endowed chair will be instrumental in the continued drive to strengthen and grow the LSUA College of Business. In honor of this donation, LSUA, upon recommendation from the President of the LSUA Foundation, in conjunction with the Dean of the College of Business, requests the naming of the first-floor conference room in the new Student Success Center to be the "Alexandria Business Foundation Conference Room".

**3. Review of Business Plan**

N/A

**4. Fiscal Impact**

N/A

**5. Description of Competitive Process**

N/A

**6. Review of Legal Documents**

This request has been approved by the LSUA Senior Leadership Team, the LSUA Provost, and the Chancellor.

**7. Parties of Interest**

N/A

**8. Related Transactions**

N/A

**9. Conflicts of Interest**

N/A

**10. Attachments**

None

**RESOLUTION**

**NOW, THEREFORE, BE IT RESOLVED** that the Board of Supervisors of Louisiana State University and Agricultural & Mechanical College does hereby approve the request from LSU Alexandria to name the Alexandria Business Foundation Conference Room.



---

## Board of Supervisors

### **Request from the LSU A&M to Convert the Hermann Moyse, Jr./Louisiana Bankers Association Chair of Banking into Two Endowed Professorships**

**Date:** September 8 - 9, 2022

#### **1. Bylaw Citation**

Pursuant to Article VII, Section 1, Paragraph N of the Bylaws of the Louisiana State University Board of Supervisors, this matter is a significant board matter.

Such other matters that are not expressly delegated herein or hereafter by the Board to the President or a Chancellor and which reasonably should be considered to require Board approval as generally defined above, or which the Board hereafter determines to require Board approval.

#### **2. Summary of Matter**

The Hermann Moyse, Jr./Louisiana Bankers Association Chair of Banking was established in 1992 in the E.J. Ourso College of Business and was previously held by Joe Mason until 2018. The chair has since remained vacant due to a lack of salary funding to seek a new candidate in the external market.

After careful consideration, the Dean of the E.J. Ourso College of Business has determined that this Board of Regents-matched endowed fund would be more effectively used if converted into two professorships: one with a corpus of \$700,000 and a second with a corpus of \$300,000. The College requests that the \$700,000 professorship be named the Herman Moyse, Jr./Louisiana Bankers Association Professorship in Financial Services and that the \$300,000 professorship be named the Hermann Moyse, Jr./Louisiana Bankers Association Professorship in Banking. Both will continue to reside in the Department of Finance.

The CEO of the Louisiana Bankers Association has provided donor consent to the proposed conversion, as has the Dean of the E.J. Ourso College of Business and the CEO of the LSU Foundation. After reviewing this proposed action and ensuring alignment with LSU's mission, LSU A&M recommends approval to convert this chair to two professorships.

#### **3. Business Plan**

Not applicable

#### **4. Fiscal Impact**

Not applicable

#### **5. Description of Competitive Process**

Not applicable

## **6. Review of Legal Documents**

Not applicable

## **7. Parties of Interest**

Not applicable

## **8. Related Transactions**

Not applicable

## **9. Conflicts of Interest**

Not applicable

## **10. Attachments**

A signed memo from the Executive Vice President & Provost as well as the signed amendment to the endowment agreement is on file in the Office of Academic Affairs.

## **RESOLUTION**

**NOW, THEREFORE, BE IT RESOLVED** that the Board of Supervisors of Louisiana State University and Agricultural & Mechanical College does hereby approve the request from LSU A&M for a conversion of the Hermann Moyse, Jr./Louisiana Bankers Association Chair of Banking into two endowed professorships:

- **Herman Moyse, Jr./Louisiana Bankers Association Professorship in Financial Services**
- **Hermann Moyse, Jr./Louisiana Bankers Association Professorship in Banking**

**BE IT FURTHER RESOLVED** that the President is hereby authorized to execute any documents required to obtain the matching gift and otherwise complete the request from LSU A&M to convert the Hermann Moyse, Jr./Louisiana Bankers Association Chair of Banking into two endowed professorships:

- **Herman Moyse, Jr./Louisiana Bankers Association Professorship in Financial Services**
- **Hermann Moyse, Jr./Louisiana Bankers Association Professorship in Banking**





---

## Board of Supervisors

### Recommendation to Approve an Addition to the LSU Campuses' Three-year Academic Plan

**Date:** September 8-9, 2022

#### 1. Bylaw Citation

Pursuant to Article VII, Section 1, Paragraph A of the Bylaws of the Louisiana State University Board of Supervisors, this matter is a significant board matter.

- A. Any matter having a significant or long-term impact, directly or indirectly, on the finances or the academic, educational, research, and service missions of the University or any of its campuses

#### 2. Summary of Matter

In January 2022, the Board of Regents established a new procedure for academic programming development. The process removes the two-step process – eliminating the original Letter of Intent phase. Instead, each campus must provide a three-year academic plan, in which a comprehensive list of intended degree programs for the next three academic years are presented with relevant details for each. The purpose of institutional academic planning is to facilitate the efficient statewide coordination of academic degree program offerings, providing the opportunity for collaboration among institutions, encouraging innovation in program design to meet employer and student needs, and minimizing unnecessary program duplication. Upon Board of Regents' approval of such plans, the full Program Proposal phase begins for each individual program, which is identical to current practice.

The Board of Supervisors approved the initial LSU Academic Plan on June 9, 2022. The LSU A&M campus received a late addition to the academic plan for Year 1 for the following programs:

- Master of Interior Design
- Graduate Certificate in Healthcare Design Innovation

LSU A&M requests approval for this addition to the AY2023-2026 LSU Academic Plan.

#### 3. Review of Business Plan

N/A

#### 4. Fiscal Impact

N/A

**5. Description of Competitive Process**

N/A

**6. Review of Legal Documents**

N/A

**7. Parties of Interest**

N/A

**8. Related Transactions**

N/A

**9. Conflicts of Interest**

N/A

**10. Attachments**

N/A

**RESOLUTION**

**NOW, THEREFORE, BE IT RESOLVED** that the Board of Supervisors of Louisiana State University and Agricultural & Mechanical College does hereby approve the addition to the LSU Campuses' Three-year Academic Plan.



---

# Board of Supervisors

## FINANCE COMMITTEE

BOARD OF SUPERVISORS MEETING | SEPTEMBER 8-9, 2022



## Board of Supervisors

### Recommendation to Approve the Fiscal Year 2022-23 Operating Budget

**Date:** September 9, 2022

#### 1. Bylaw Citation

Pursuant to Article VII, Section 1

- A. Any matter having a significant or long-term impact, directly or indirectly, on the finances or the academic, educational, research, and services missions of the University or any of its campuses.

#### 2. Summary of Matter

Each year an operating budget is developed that details the expected revenues and expenditures of the University for the fiscal year. These budgets are prepared in accordance with budget guidelines issued by the Board of Regents and the Division of Administration.

Pursuant to Board of Regents' guidelines, the University's operating budgets were submitted to the Board of Regents on August 19<sup>th</sup> with a caveat that they are being submitted contingent upon action by the LSU Board of Supervisors at its September 9<sup>th</sup> meeting. The Board of Regents will hold their annual hearings on the FY 2022-23 operating budget submissions from each postsecondary education management board and other higher education entities on September 21<sup>st</sup>.

As noted in **Attachment I**, the total beginning unrestricted operating budget for Fiscal Year 2022-23, including the LSU Health Care Services Division, is \$1.27 billion. This represents an increase of \$42.8 million or 3.5% from the final FY 2021-22 budget. Included in this increase is an increase in state general fund support of \$11.7 million, or 2.5%.

Estimated restricted revenues including auxiliary enterprise operations, grants and contracts, and other restricted sources total \$2.0 billion. The total Fiscal Year 2022-23 operating budget, including estimated restricted revenues, is \$3.27 billion.

#### 3. Review of Documents Related to Referenced Matter

LSU campuses have submitted the Fiscal Year 2022-23 operating budget in the format requested by the Board of Regents and the Division of Administration.

#### ATTACHMENTS

- I. Summary of Fiscal Year 2022-23 Operating Budget Information
- II. Additional support materials for this item are available on the LSU Administration's web page

## RESOLUTION

**NOW, THEREFORE, BE IT RESOLVED** that the Board of Supervisors of Louisiana State University and Agricultural & Mechanical College does hereby approve the operating budget for the fiscal year ending June 30, 2023, providing:

- (a) Final approval and commitment authorization of funds for unrestricted educational and general, medical, and related expenses in the amount of \$1,268,550,270 for the campuses shown below.

- LSU A&M
- LSU Agricultural Center
- LSU Alexandria
- LSU Eunice
- LSU Shreveport
- LSU Health Sciences Center, New Orleans
- LSU Health Sciences Center, Shreveport
- LSU Pennington Biomedical Research Center
- The Hospital and Central Office of the LSU Health Care Services Division

- (b) Commitment authorizations for auxiliary enterprises, grants and contracts, and other restricted funds estimated to be \$2,000,563,290.
- (c) Transactions included or referred to in the operating budget that otherwise require Board approval are not approved by mere inclusion in the operating budget.

**BE IT FURTHER RESOLVED** that each campus shall prepare a semi-annual financial report. The format of the report will include the following:

1. Budget and actual for unrestricted revenues by source of funds
2. Actual for unrestricted expenditures by object and by function
3. Beginning account balances and actual revenues and expenditures/transfers for restricted operations
4. Any significant changes in the budget that should be brought to the attention of the President and Board
5. An explanation of any significant reduction in anticipated revenues or significant increase in expenditures

Any subsequent modification to the reporting format will be approved by the President with notification to the Board.

**Board of Regents  
Form BOR-1**

Consolidated Louisiana State University System  
INCLUDES Health Care Services Division

**Revenue/Expenditure Data**

Revenue/Expenditure	Actual 2021-2022	Budgeted* 2021-2022	Budgeted 2022-2023	Over/(Under) Budgeted 2021-22	% Change
<b>Revenues By Source:</b>					
<b>State Funds:</b>					
General Fund Direct	\$0	\$441,992,452	\$455,528,547	\$13,536,095	3.06%
Statutory Dedicated:	\$0	\$27,311,973	\$25,476,072	(\$1,835,901)	(6.72%)
Support Education in Louisiana First (SELF)	\$0	\$16,898,148	\$18,825,965	\$1,927,817	11.41%
Tobacco Tax Health Care Fund	\$0	\$5,572,434	\$5,472,753	(\$99,681)	(1.79%)
Equine Health Studies Program Fund	\$0	\$750,000	\$750,000	\$0	0.00%
Fireman Training Fund	\$0	\$3,655,956	\$0	(\$3,655,956)	(100.00%)
Two Percent Fire Insurance Fund	\$0	\$210,000	\$0	(\$210,000)	(100.00%)
Education Excellence Fund	\$0	\$25,435	\$27,354	\$1,919	7.54%
Shreveport Riverfront & Stadium Fund	\$0	\$200,000	\$400,000	\$200,000	100.00%
<b>Funds Due From Management Board or Regents:</b>					
Other	\$0	\$0	\$0	\$0	0.00%
<b>Funds Due to Institutions:</b>					
Other	\$0	\$0	\$0	\$0	0.00%
Other					
<b>Total State Funds</b>	<b>\$0</b>	<b>\$469,304,425</b>	<b>\$481,004,619</b>	<b>\$11,700,194</b>	<b>2.49%</b>
<b>Revenue Over Expenditures :</b>					
State Funds	\$0	\$0	\$0	\$0	0.00%
Interagency Transfers	\$0	\$0	\$0	\$0	0.00%
Self Generated Funds	\$0	\$0	\$0	\$0	0.00%
Federal Funds	\$0	\$0	\$0	\$0	0.00%
Interim Emergency Board	\$0	\$0	\$0	\$0	0.00%
<b>Total Revenue Over Expenditures</b>	<b>\$0</b>	<b>\$0</b>	<b>\$0</b>	<b>\$0</b>	<b>0.00%</b>
<b>Interagency Transfers</b>	<b>\$0</b>	<b>\$26,210,040</b>	<b>\$26,228,299</b>	<b>\$18,259</b>	<b>0.07%</b>
<b>Non-Recurring Self-Generated Carry Forward</b>	<b>\$0</b>	<b>\$0</b>	<b>\$0</b>	<b>\$0</b>	<b>0.00%</b>
<b>Self Generated Funds</b>	<b>\$0</b>	<b>\$712,123,823</b>	<b>\$743,066,717</b>	<b>\$30,942,894</b>	<b>4.35%</b>
<b>Federal Funds</b>	<b>\$0</b>	<b>\$18,153,773</b>	<b>\$18,250,635</b>	<b>\$96,862</b>	<b>0.53%</b>
<b>Interim Emergency Board</b>	<b>\$0</b>	<b>\$0</b>	<b>\$0</b>	<b>\$0</b>	<b>0.00%</b>
<b>Total Revenues</b>	<b>\$0</b>	<b>\$1,225,792,061</b>	<b>\$1,268,550,270</b>	<b>\$42,758,209</b>	<b>3.49%</b>
<b>Expenditures by Function:</b>					
Instruction	\$0	\$362,625,325	\$369,286,607	\$6,661,282	1.84%
Research	\$0	\$147,149,378	\$143,955,759	(\$3,193,619)	(2.17%)
Public Service	\$0	\$55,186,125	\$57,845,803	\$2,659,678	4.82%
Academic Support**	\$0	\$135,178,450	\$130,213,460	(\$4,964,990)	(3.67%)
Student Services	\$0	\$30,798,434	\$33,099,284	\$2,300,850	7.47%
Institutional Services	\$0	\$154,835,542	\$169,605,335	\$14,769,793	9.54%
Scholarships/Fellowships	\$0	\$153,900,891	\$158,272,814	\$4,371,923	2.84%
Plant Operations/Maintenance	\$0	\$116,490,244	\$130,374,203	\$13,883,959	11.92%
<b>Total E&amp;G Expenditures</b>	<b>\$0</b>	<b>\$1,156,164,389</b>	<b>\$1,192,653,265</b>	<b>\$36,488,876</b>	<b>3.16%</b>
Hospital	\$0	\$77,097,332	\$78,228,811	\$1,131,479	1.47%
Transfers out of agency	\$0	(\$7,470,160)	(\$2,331,806)	\$5,138,354	100.00%
Athletics	\$0	\$0	\$0	\$0	0.00%
Other	\$0	\$0	\$0	\$0	0.00%
<b>Total Expenditures</b>	<b>\$0</b>	<b>\$1,225,791,561</b>	<b>\$1,268,550,270</b>	<b>\$42,758,709</b>	<b>3.49%</b>
<b>Expenditures by Object:</b>					
Salaries	\$0	\$511,681,210	\$536,977,614	\$25,296,404	4.94%
Other Compensation	\$0	\$36,099,794	\$37,296,422	\$1,196,628	3.31%
Related Benefits	\$0	\$236,470,236	\$244,862,131	\$8,391,895	3.55%
<b>Total Personal Services</b>	<b>\$0</b>	<b>\$784,251,240</b>	<b>\$819,136,167</b>	<b>\$34,884,927</b>	<b>4.45%</b>
Travel	\$0	\$5,090,919	\$5,776,555	\$685,636	13.47%
Operating Services	\$0	\$101,924,964	\$119,331,842	\$17,406,878	17.08%
Supplies	\$0	\$45,043,750	\$47,403,103	\$2,359,353	5.24%
<b>Total Operating Expenses</b>	<b>\$0</b>	<b>\$152,059,633</b>	<b>\$172,511,500</b>	<b>\$20,451,867</b>	<b>13.45%</b>
Professional Services	\$0	\$33,076,566	\$36,615,485	\$3,538,919	10.70%
Other Charges	\$0	\$195,662,915	\$202,018,785	\$6,355,870	3.25%
Debt Services	\$0	\$263,884	\$263,928	\$44	0.02%
Interagency Transfers	\$0	\$24,624,396	\$25,488,082	\$863,686	3.51%
<b>Total Other Charges</b>	<b>\$0</b>	<b>\$253,627,761</b>	<b>\$264,386,280</b>	<b>\$10,758,519</b>	<b>4.24%</b>
General Acquisitions	\$0	\$34,726,777	\$11,460,173	(\$23,266,604)	(67.00%)
Library Acquisitions	\$0	\$1,126,150	\$1,056,150	(\$70,000)	(6.22%)
Major Repairs	\$0	\$0	\$0	\$0	0.00%
<b>Total Acquisitions and Major Repairs</b>	<b>\$0</b>	<b>\$35,852,927</b>	<b>\$12,516,323</b>	<b>(\$23,336,604)</b>	<b>(65.09%)</b>
Unallotted	\$0	\$0	\$0	\$0	0.00%
<b>Total Expenditures</b>	<b>\$0</b>	<b>\$1,225,791,561</b>	<b>\$1,268,550,270</b>	<b>\$42,758,709</b>	<b>3.49%</b>

\* This column should reflect the last approved BA-7 in FY 21-22

\*\*Library costs are included in the function of academic support and are detailed on the BOR-4A.

**Board of Regents  
Form BOR-2**

Consolidated Louisiana State University System  
INCLUDES Health Care Services Division

**Financing Other Than State Funds Appropriations**

Source:	ACUTAL 2021-2022	BUDGETED 2021-2022	BUDGETED 2022-2023	OVER /UNDER 2021-2022
<b>Interagency Transfers:</b>				
Medicaid	\$0	\$18,121,686	\$18,463,336	\$341,650
Uncompensated Care	\$0	\$0	\$0	\$0
Hospital Contracts	\$0	\$0	\$0	\$0
Lab School	\$0	\$8,088,354	\$7,764,963	(\$323,391)
Other Total	\$0	\$0	\$0	\$0
<b>Total Other Interagency Transfers</b>	<b>\$0</b>	<b>\$26,210,040</b>	<b>\$26,228,299</b>	<b>\$18,259</b>
<b>Non-Recurring Self-Generated Carry Forward</b>	<b>\$0</b>	<b>\$0</b>	<b>\$0</b>	<b>\$0</b>
<b>Self-Generated Funds:</b>				
<b>Student Fees:</b>				
General Registration Fees	\$0	\$427,437,572	\$435,533,907	\$8,096,335
Non-Resident Fees	\$0	\$119,519,988	\$139,570,349	\$20,050,361
Academic Excellence Fee	\$0	\$20,254,557	\$20,623,785	\$369,228
Operational Fee	\$0	\$7,798,209	\$7,925,188	\$126,979
Academic Enhancement Fee	\$0	\$0	\$0	\$0
Building Use Fee	\$0	\$0	\$0	\$0
Building Use Fee - Act 426	\$0	\$0	\$0	\$0
Student Services Fee	\$0	\$0	\$0	\$0
Technology Fee	\$0	\$0	\$0	\$0
Energy Surcharge	\$0	\$0	\$0	\$0
University Self-Assessed Fees	\$0	\$62,395,376	\$63,807,783	\$1,412,407
Student Self-Assessed Fees	\$0	\$0	\$0	\$0
All Other Mandated Fees	\$0	\$2,620,000	\$2,620,000	\$0
All Other Student Fees	\$0	\$15,967,065	\$16,125,284	\$158,219
<b>Total Student Fees:</b>	<b>\$0</b>	<b>\$655,992,767</b>	<b>\$686,206,296</b>	<b>\$30,213,529</b>
Hospital - Commercial/Self-Pay	\$0	\$24,625,578	\$25,020,263	\$394,685
Sales and Services of Educational Activities	\$0	\$8,110,110	\$7,875,416	(\$234,694)
State Grants and Contracts	\$0	\$0	\$0	\$0
Organized Activities Related to Instruction	\$0	\$0	\$0	\$0
Athletics Other than Student Fees	\$0	\$0	\$0	\$0
Other Self-Generated Funds	\$0	\$23,395,368	\$23,964,742	\$569,374
Proprietary School Fund Account	\$0	\$0	\$0	\$0
<b>Total Self-Generated Funds</b>	<b>\$0</b>	<b>\$712,123,823</b>	<b>\$743,066,717</b>	<b>\$30,942,894</b>
<b>Federal Funds:</b>				
Federal Program Admin.	\$0	\$0	\$0	\$0
Medicare	\$0	\$5,135,498	\$5,232,360	\$96,862
<b>Grants:</b>				
Pell	\$0	\$0	\$0	\$0
Other	\$0	\$13,018,275	\$13,018,275	\$0
<b>Total Federal Funds</b>	<b>\$0</b>	<b>\$18,153,773</b>	<b>\$18,250,635</b>	<b>\$96,862</b>
<b>Interim Emergency Board</b>	<b>\$0</b>	<b>\$0</b>	<b>\$0</b>	<b>\$0</b>
<b>Total Revenues Other Than State Funds Appropriations</b>	<b>\$0</b>	<b>\$756,487,636</b>	<b>\$787,545,651</b>	<b>\$31,058,015</b>

**Board of Regents  
Form BOR-3  
Revenue Sources - Unrestricted & Restricted**

Consolidated Louisiana State University System  
INCLUDES Health Care Services Division

Source:	BUDGETED 2021-2022						BUDGETED 2022-2023					
	UNRESTRICTED	% OF TOTAL	RESTRICTED	% OF TOTAL	TOTAL	% OF TOTAL	UNRESTRICTED	% OF TOTAL	RESTRICTED	% OF TOTAL	TOTAL	% OF TOTAL
<b>State Funds:</b>												
General Fund Direct	\$441,992,452	100.00%	\$0	0.00%	\$441,992,452	13.94%	\$455,528,547	100.00%	\$0	0.00%	\$455,528,547	13.93%
Statutory Dedicated	\$27,311,973	100.00%	\$0	0.00%	\$27,311,973	0.86%	\$25,476,072	100.00%	\$0	0.00%	\$25,476,072	0.78%
Support Education in Louisiana First (SELF)	\$16,898,148	100.00%	\$0	0.00%	\$16,898,148	0.53%	\$18,825,965	100.00%	\$0	0.00%	\$18,825,965	0.58%
Tobacco Tax Health Care Fund	\$5,572,434	100.00%	\$0	0.00%	\$5,572,434	0.18%	\$5,472,753	100.00%	\$0	0.00%	\$5,472,753	0.17%
Equine Fund	\$750,000	100.00%	\$0	0.00%	\$750,000	0.02%	\$750,000	100.00%	\$0	0.00%	\$750,000	0.02%
Fireman Training Fund	\$3,655,956	100.00%	\$0	0.00%	\$3,655,956	0.12%	\$0	0.00%	\$0	0.00%	\$0	0.00%
Two Percent Fire Insurance Fund	\$210,000	100.00%	\$0	0.00%	\$210,000	0.01%	\$0	0.00%	\$0	0.00%	\$0	0.00%
Education Excellence Fund	\$25,435	100.00%	\$0	0.00%	\$25,435	100.00%	\$27,354	100.00%	\$0	0.00%	\$27,354	100.00%
Shreveport Riverfront & Stadium Fund	\$200,000	100.00%	\$0	0.00%	\$200,000	100.00%	\$400,000	100.00%	\$0	0.00%	\$400,000	100.00%
<b>Funds Due From Management Board or Regents:</b>												
Other	\$0	0.00%	\$0	0.00%	\$0	0.00%	\$0	0.00%	\$0	0.00%	\$0	0.00%
<b>Funds Due to Institutions:</b>												
Other	\$0	0.00%	\$0	0.00%	\$0	0.00%	\$0	0.00%	\$0	0.00%	\$0	0.00%
Other	\$0	0.00%	\$0	0.00%	\$0	0.00%	\$0	0.00%	\$0	0.00%	\$0	0.00%
<b>Total State Funds</b>	<b>\$469,304,425</b>	<b>100.00%</b>	<b>\$0</b>	<b>0.00%</b>	<b>\$469,304,425</b>	<b>14.80%</b>	<b>\$481,004,619</b>	<b>100.00%</b>	<b>\$0</b>	<b>0.00%</b>	<b>\$481,004,619</b>	<b>14.71%</b>
<b>Interagency Transfers:</b>												
Medicaid	\$18,121,686	100.00%	\$0	0.00%	\$18,121,686	0.93%	\$18,463,336	100.00%	\$0	0.00%	\$18,463,336	0.92%
Uncompensated Care	\$0	0.00%	\$0	0.00%	\$0	0.00%	\$0	0.00%	\$0	0.00%	\$0	0.00%
Hospital Contracts	\$0	0.00%	\$0	0.00%	\$0	0.00%	\$0	0.00%	\$0	0.00%	\$0	0.00%
Lab School	\$8,088,354	100.00%	\$0	0.00%	\$8,088,354	0.42%	\$7,764,963	100.00%	\$0	0.00%	\$7,764,963	0.39%
Other Total	\$0	0.00%	\$0	0.00%	\$0	0.00%	\$0	0.00%	\$0	0.00%	\$0	0.00%
<b>Total Other Interagency Transfers</b>	<b>\$26,210,040</b>	<b>100.00%</b>	<b>\$0</b>	<b>0.00%</b>	<b>\$26,210,040</b>	<b>0.83%</b>	<b>\$26,228,299</b>	<b>100.00%</b>	<b>\$0</b>	<b>0.00%</b>	<b>\$26,228,299</b>	<b>0.80%</b>
<b>Non-Recurring Self Generated Carry Forward</b>	<b>\$0</b>	<b>0.00%</b>	<b>\$0</b>	<b>0.00%</b>	<b>\$0</b>	<b>0.00%</b>	<b>\$0</b>	<b>0.00%</b>	<b>\$0</b>	<b>0.00%</b>	<b>\$0</b>	<b>0.00%</b>
<b>Student Fees:</b>												
General Registration Fees:	\$427,437,572	92.43%	\$35,021,056	7.57%	\$462,458,628	14.58%	\$435,533,907	92.12%	\$37,267,419	7.88%	\$472,801,326	14.46%
Non-Resident Fees:	\$119,519,988	100.00%	\$0	0.00%	\$119,519,988	3.77%	\$139,570,349	100.00%	\$0	0.00%	\$139,570,349	4.27%
Academic Excellence Fee:	\$20,254,557	100.00%	\$0	0.00%	\$20,254,557	0.64%	\$20,623,785	100.00%	\$0	0.00%	\$20,623,785	0.63%
Operational Fee:	\$7,798,209	100.00%	\$0	0.00%	\$7,798,209	0.25%	\$7,925,188	100.00%	\$0	0.00%	\$7,925,188	0.24%
Student Athletic Fees	\$0	0.00%	\$3,726,415	100.00%	\$3,726,415	100.00%	\$0	0.00%	\$4,078,748	100.00%	\$4,078,748	100.00%
Other Total	\$80,982,441	66.04%	\$41,650,575	33.96%	\$122,633,016	3.87%	\$82,553,067	66.93%	\$40,789,114	33.07%	\$123,342,181	3.77%
<b>Total Student Fees:</b>	<b>\$655,992,767</b>	<b>89.08%</b>	<b>\$80,398,046</b>	<b>10.92%</b>	<b>\$736,390,813</b>	<b>23.22%</b>	<b>\$686,206,296</b>	<b>89.31%</b>	<b>\$82,135,281</b>	<b>10.69%</b>	<b>\$768,341,577</b>	<b>23.50%</b>
Hospital - Commercial/Self-Pay	\$24,625,578	100.00%	\$0	0.00%	\$24,625,578	0.78%	\$25,020,263	100.00%	\$0	0.00%	\$25,020,263	0.77%
Physician Practice Plans	\$0	0.00%	\$17,758,000	100.00%	\$17,758,000	0.56%	\$0	0.00%	\$19,742,000	100.00%	\$19,742,000	0.60%
Sales and Services of Educational Activities	\$8,110,110	11.59%	\$61,863,971	88.41%	\$69,974,081	2.21%	\$7,875,416	12.42%	\$55,541,465	87.58%	\$63,416,881	1.94%
State Grants and Contracts	\$0	0.00%	\$78,766,817	100.00%	\$78,766,817	2.48%	\$0	0.00%	\$79,740,077	100.00%	\$79,740,077	2.44%
Organized Activities Related to Instruction	\$0	0.00%	\$0	0.00%	\$0	0.00%	\$0	0.00%	\$0	0.00%	\$0	0.00%
Athletics Other than Student Fees	\$0	0.00%	\$142,208,826	100.00%	\$142,208,826	4.48%	\$0	0.00%	\$146,340,250	100.00%	\$146,340,250	4.48%
Auxiliaries (Excluding Athletics)	\$0	0.00%	\$147,652,939	100.00%	\$147,652,939	4.66%	\$0	0.00%	\$148,395,425	100.00%	\$148,395,425	4.54%
Endowment Income	\$0	0.00%	\$8,825,453	100.00%	\$8,825,453	0.28%	\$0	0.00%	\$9,419,307	100.00%	\$9,419,307	0.29%
Gifts, Grants, and Contracts	\$0	0.00%	\$959,875,585	100.00%	\$959,875,585	30.26%	\$0	0.00%	\$1,002,382,168	100.00%	\$1,002,382,168	30.66%
Other Self-Generated Funds	\$23,395,368	10.50%	\$199,394,358	89.50%	\$222,789,726	7.02%	\$23,964,742	10.98%	\$194,255,848	89.02%	\$218,220,590	6.68%
Proprietary School Fund	\$0	0.00%	\$0	0.00%	\$0	0.00%	\$0	0.00%	\$0	0.00%	\$0	0.00%
<b>Total Self-Generated Funds</b>	<b>\$712,123,823</b>	<b>29.56%</b>	<b>\$1,696,743,995</b>	<b>70.44%</b>	<b>\$2,408,867,818</b>	<b>75.95%</b>	<b>\$743,066,717</b>	<b>29.95%</b>	<b>\$1,737,951,821</b>	<b>70.05%</b>	<b>\$2,481,018,538</b>	<b>75.89%</b>
<b>Federal Funds:</b>												
Federal Program Admin.	\$0	0.00%	\$6,850	100.00%	\$6,850	0.00%	\$0	0.00%	\$6,300	100.00%	\$6,300	0.00%
Medicare	\$5,135,498	100.00%	\$0	0.00%	\$5,135,498	0.16%	\$5,232,360	100.00%	\$0	0.00%	\$5,232,360	0.16%
<b>Grants:</b>												
Pell	\$0	0.00%	\$52,435,522	100.00%	\$52,435,522	1.65%	\$0	0.00%	\$55,826,452	100.00%	\$55,826,452	1.71%
Other	\$13,018,275	6.21%	\$196,780,504	93.79%	\$209,798,779	6.61%	\$13,018,275	5.92%	\$206,778,717	94.08%	\$219,796,992	6.72%
<b>Total Federal Funds</b>	<b>\$18,153,773</b>	<b>6.79%</b>	<b>\$249,222,876</b>	<b>93.21%</b>	<b>\$267,376,649</b>	<b>8.43%</b>	<b>\$18,250,635</b>	<b>6.50%</b>	<b>\$262,611,469</b>	<b>93.50%</b>	<b>\$280,862,104</b>	<b>8.59%</b>
<b>Interim Emergency Board</b>	<b>\$0</b>	<b>0.00%</b>	<b>\$0</b>	<b>0.00%</b>	<b>\$0</b>	<b>0.00%</b>	<b>\$0</b>	<b>0.00%</b>	<b>\$0</b>	<b>0.00%</b>	<b>\$0</b>	<b>0.00%</b>
<b>Total Revenues</b>	<b>\$1,225,792,061</b>	<b>38.65%</b>	<b>\$1,945,966,871</b>	<b>61.35%</b>	<b>\$3,171,758,932</b>	<b>100.00%</b>	<b>\$1,268,550,270</b>	<b>38.80%</b>	<b>\$2,000,563,290</b>	<b>61.20%</b>	<b>\$3,269,113,560</b>	<b>100.00%</b>

The reported amount of unrestricted revenue should equal the total revenue amounts reported on Form BOR-1 for the appropriate year.





---

## Board of Supervisors

### PROPERTY & FACILITIES COMMITTEE

BOARD OF SUPERVISORS MEETING | SEPTEMBER 8-9, 2022



## **Board of Supervisors**

### **Request for Approval of the FY 2023-2024 Five-Year Capital Outlay Budget Request and First Year Prioritized List for Louisiana State University**

**Date: September 8-9, 2022**

#### **1. Bylaw Citation**

Pursuant to Article VII, Section 2

- A. Board approval of any capital outlay request or item, or approval of an operating budget, shall not be considered direct or indirect approval of any program or action, or authority to anyone to proceed in undertaking such matter, unless such matter relating to an approved capital outlay is separately and expressly approved by the Board after full compliance, review, and specific approval by the Board or President.
- B. Capital outlay prioritization must be approved by the Board or by the Executive Committee.

#### **2. Summary of Matter**

The Division of Administration requires that annual Capital Outlay Budget Requests, which includes projects proposed to be undertaken within the next five years, be submitted no later than November 1<sup>st</sup>. Proposed projects will renovate, repair and construct facilities and infrastructure to meet the needs of teaching, research, service, and health care programs of Louisiana State University.

#### **3. Review of Business Plan**

To be submitted and reviewed for revenue bond projects.

#### **4. Fiscal Impact**

Operation and maintenance cost will increase with new construction projects, deferred maintenance and utility costs will decrease with renovation projects.

#### **5. Description of Competitive Process**

Not Applicable

#### **6. Review of Legal Documents**

Campus Capital Outlay Projects Forms and 5-Year Plans are in order.

#### **7. Parties of Interest**

None.

## 8. Related Transactions

Where Applicable and when appropriate, auxiliary revenue bonds documents will be provided to the Board for consideration.

## 9. Conflicts of Interest

None.

## 10. Attachments

1. 5-Year Plan
2. First Year Prioritized Project List

## RESOLUTION

**NOW, THEREFORE, BE IT RESOLVED** by the Board of Supervisors of Louisiana State University and Agricultural and Mechanical College that the following list of projects to be submitted to the Division of Administration in accordance with the provisions of La. R.S. 39:101 *et seq.* and first year prioritized project list is approved and;

**BE IT FURTHER RESOLVED**, that the President of Louisiana State University, or his or her designee, be and he is hereby authorized to make adjustments as necessary in this request as circumstances dictate, including technical corrections, increasing or decreasing the amount requested for individual projects by not more than twenty percent (20%) of the amount approved in this resolution, combining or renaming projects and/or changing sources of funds and to add self-generated projects with individual project costs of less than \$1 million without further approval by the Board, provided, however, that such project additions be reported to the Board.

**BE IT FURTHER RESOLVED** that transactions included or referred to in the capital outlay request that otherwise require Board approval are not approved by inclusion in the capital outlay request per Article VII, Section 2, A of the Bylaws.

**LSU BOARD OF SUPERVISORS**  
**FY 2023-2024 Capital Outlay**  
**Recommendations in Priority Order**

September 7, 2022

Campus Priority	System Priority	Project Type (E, C, N, SG)	Institution	Project Request Title	Funding Source (GOB, Rev Bond, S/G)	Previous Funding	FY 2023-24 (Year 1)	FY 2024-25 (Year 2)	FY 2025-26 (Year 3)	FY 2026-27 (Year 4)	FY 2027-28 (Year 5)	Total
1	1	C	LSU	Science - Strategic Capital Plan Repairs and Upgrades - Food Science Renovation, New Science Building, Infrastructure and Utilities	SG/GOB	\$54,300,000	\$30,000,000	\$34,175,000	\$0	\$0	\$0	\$118,475,000
1	2	E	LSU BOS	Emergency Projects All Campuses	GOB	\$0	\$6,000,000	\$6,000,000	\$6,000,000	\$6,000,000	\$0	\$24,000,000
2	3	E	LSU BOS	Safety and Accessibility Improvements All Campuses	GOB	\$0	\$2,000,000	\$6,000,000	\$6,000,000	\$6,000,000	\$0	\$20,000,000
2	4	C	LSU HSC-S	Center for Medical Education & Wellness	SG/GOB	\$64,409,221	\$27,248,529		\$0	\$0	\$0	\$91,657,750
1	5	N	LSU HSC-NO	Dental School Infrastructure Modernization and ADA Compliance	SG/GOB	\$0	\$4,000,000	\$20,000,000	\$20,000,000			\$44,000,000
2	6	C	LSU HSC-NO	Medical Education Building Laboratory Renovation and Supporting Infrastructure, Phase 1	SG/GOB	\$14,000,000	\$30,000,000	\$15,000,000	\$15,000,000	\$0	\$0	\$74,000,000
1	7	N	LSU HSC-S	New Research Building	SG/GOB		\$17,500,000	\$89,375,000	\$73,125,000			\$180,000,000
3	8	C	LSU	Louisiana State University Library	GOB	\$2,000,000	\$28,000,000	\$21,500,000		\$0	\$0	\$51,500,000
1	9	C	LSU-S	Building Exterior Walls and Bridge Replacement	GOB	\$3,509,917	\$410,000					\$3,919,917
3	10	N	LSU HSC-S	Gross Anatomy Lab Expansion and Modernization	GOB	\$125,000	\$2,375,000	\$0	\$0	\$0	\$0	\$2,500,000
5	11	E	LSU HSC-S	Comprehensive Emergency Water Supply Improvements	GOB	\$1,900,000	\$8,100,000	\$0	\$0	\$0	\$0	\$10,000,000
4	12	C	LSU HSC-NO	Center for Advanced Learning and Simulation Infrastructure and Equipment	GOB	\$0	\$11,000,000	\$12,600,000	\$11,000,000	\$0	\$0	\$34,600,000
6	13	C	LSU	Veterinary Medicine Facilities Repairs	SG/GOB	\$22,000,000	\$10,000,000	\$8,000,000	\$0	\$0	\$0	\$40,000,000
2	14	E	LSU-S	High Voltage Grid System Replacement	GOB	\$0	\$1,286,360	\$2,160,000				\$3,446,360
5	15	C	LSU AgCenter	Renewable and Natural Resources Building Repairs	GOB	\$5,000,000	\$1,058,000	\$4,290,000	\$0	\$0	\$0	\$10,348,000
3	16	C	LSU HSC-NO	Campus Stormwater Infrastructure	SG/GFD/GOB	\$3,900,000	\$1,000,000	\$6,000,000	\$5,100,000	\$0	\$0	\$16,000,000
1	17	C	LSU-A	Student Success Center	SG/GOB	\$6,000,000	\$5,000,000	\$1,900,000	\$0	\$0	\$0	\$12,900,000
1	18	N	PBRC	Replacement of Underground Chilled Water & Hot Water Piping	GOB	\$0	\$3,504,360	\$0	\$0	\$0	\$0	\$3,504,360
1	19	N	LSU-E	STEAM Innovation Center Addition Phase I	GOB	\$0	\$2,244,266	\$24,302,662	\$1,297,552	\$0	\$0	\$27,844,480
2	20	C	LSU	Strategic Capital Plan – Deferred Maintenance for Infrastructure, Renovations and Streets	GOB	\$5,500,000	\$16,300,000	\$13,200,000	\$0	\$0	\$0	\$35,000,000
3	21	C	LSU AgCenter	Food Innovation Center	SG/GOB	\$3,500,000	\$4,500,000					\$8,000,000
2	22	N	LSU-E	Athletic Complex Facility	SG/GOB	\$2,500,000	\$7,500,000	\$2,250,000	\$0	\$0	\$0	\$12,250,000
2	23	N	LSU AgCenter	AgCenter and Veterinary Medicine Innovation Center	GOB		\$20,000,000	\$35,000,000	\$35,000,000	\$8,000,000		\$98,000,000
3	24	N	LSU-S	Boiler Installation Renovation (B&E, BH, HP&E,UC)	GOB	\$410,000	\$1,016,800					\$1,426,800
4	25	C	LSU AgCenter	Animal and Food Science Facilities Renovations and Modernizations Phase 3, 4, 5	GOB	\$30,469,800	\$3,417,871	\$22,980,586	\$4,807,585	\$267,500		\$61,943,343
4	26	C	LSU	Military and Security Sciences Building	GOB	\$1,000,000	\$11,000,000	\$11,000,000	\$0	\$0	\$0	\$23,000,000
1	27	C	LSU AgCenter	Dean Lee Tornado Damage	GOB	\$1,500,000	\$1,700,000					\$3,200,000
2	28	N	LSU-A	Downtown Health Services Center	SG/GOB	\$0	\$3,000,000	\$16,000,000	\$16,000,000	\$0	\$0	\$35,000,000
5	29	C	LSU	Historic Core – Strategic Capital Plan Repairs and Upgrades	SG/GOB	\$2,000,000	\$4,000,000	\$12,250,000	\$12,250,000	\$12,250,000	\$12,250,000	\$55,000,000
7	30	N	LSU	Research Operations and Academic Remote Storage	GOB	\$0	\$1,300,000	\$11,700,000	\$0	\$0	\$0	\$13,000,000
2	31	N	PBRC	Site Safety and Building Equipment Replacements	GOB	\$0	\$1,776,000	\$0	\$0	\$0	\$0	\$1,776,000
7	32	C	LSU AgCenter	John M. Parker Agricultural Center & Livestock Show Barn Renovations and Repairs	SG/GOB	\$7,000,000	\$2,300,000	\$20,700,000				\$30,000,000

**LSU BOARD OF SUPERVISORS  
FY 2023-2024 Capital Oulay  
Recommendations in Priority Order**

September 7, 2022

Campus Priority	System Priority	Project Type (E, C, N, SG)	Institution	Project Request Title	Funding Source (GOB, Rev Bond, S/G)	Previous Funding	FY 2023-24 (Year 1)	FY 2024-25 (Year 2)	FY 2025-26 (Year 3)	FY 2026-27 (Year 4)	FY 2027-28 (Year 5)	Total
4	33	N	LSU-S	HPE Renovation - Student Wellness Facility	GOB	\$0	\$2,500,000	\$2,500,000	\$2,000,000			\$7,000,000
3	34	N	LSU-A	Bolton Library Repairs	GOB	\$0	\$2,562,750	\$2,850,000	\$0	\$0	\$0	\$5,412,750
3	35	E	LSU-E	Energy Management System Replacement	GOB	\$0	\$1,250,000	\$0	\$0	\$0	\$0	\$1,250,000
6	36	N	LSU AgCenter	Burden Wetlands & Trail Improv. And Litter Abatement	SG	\$0	\$10,000,000	\$0	\$0	\$0	\$0	\$10,000,000
6	37	N	LSU HSC-S	Medical School 10th Floor B-Building HVAC Replacement	GOB	\$0	\$500,000	\$4,600,000	\$0	\$0	\$0	\$5,100,000
4	38	N	LSU HSC-S	Stonewall Animal Research and Training Facility	GOB	\$1,000,000	\$550,000	\$3,894,000	\$2,186,000			\$7,630,000
8	39	N	LSU	University Lab School - STEAM Building	GOB	\$0	\$3,400,000	\$30,600,000	\$0	\$0	\$0	\$34,000,000
<b>Total</b>						<b>\$232,023,938</b>	<b>\$289,299,936</b>	<b>\$440,827,248</b>	<b>\$209,766,137</b>	<b>\$32,517,500</b>	<b>\$12,250,000</b>	<b>\$1,216,684,760</b>

**LSU System 5-Year Plan  
FY 2023-2024**

September 7, 2022

Campus Priority	Project Type (E, C, N, SG)	Institution	Project Request Title	Funding Source (GOB, Rev Bond, S/G)	Previous Funding	FY 2023-24 (Year 1)	FY 2024-25 (Year 2)	FY 2025-26 (Year 3)	FY 2026-27 (Year 4)	FY 2027-28 (Year 5)	Total
1	E	LSU BOS	Emergency Projects All Campuses	GOB	\$0	\$6,000,000	\$6,000,000	\$6,000,000	\$6,000,000	\$0	\$24,000,000
2	C	LSU BOS	Safety and Accessibility Improvements All Campuses	GOB	\$0	\$2,000,000	\$6,000,000	\$6,000,000	\$6,000,000	\$0	\$20,000,000
											\$0
<b>Total</b>					<b>\$0</b>	<b>\$8,000,000</b>	<b>\$12,000,000</b>	<b>\$12,000,000</b>	<b>\$12,000,000</b>	<b>\$0</b>	<b>\$44,000,000</b>

Campus Priority	Project Type (E, C, N, SG)	Institution	Project Request Title	Funding Source (GOB, Rev Bond, S/G)	Previous Funding	FY 2023-24 (Year 1)	FY 2024-25 (Year 2)	FY 2025-26 (Year 3)	FY 2026-27 (Year 4)	FY 2027-28 (Year 5)	Total
1	C	LSU	Science - Strategic Capital Plan Repairs and Upgrades - Food Science Renovation, New Science Building, Infrastructure and Utilities	SG/GOB	\$54,300,000	\$30,000,000	\$34,175,000	\$0	\$0	\$0	\$118,475,000
2	C	LSU	Strategic Capital Plan – Deferred Maintenance for Infrastructure, Renovations and Streets	GOB	\$5,500,000	\$16,300,000	\$13,200,000	\$0	\$0	\$0	\$35,000,000
3	C	LSU	Louisiana State University Library	GOB	\$2,000,000	\$28,000,000	\$21,500,000	\$0	\$0	\$0	\$51,500,000
4	C	LSU	Military and Security Sciences Building	GOB	\$1,000,000	\$11,000,000	\$11,000,000	\$0	\$0	\$0	\$23,000,000
5	C	LSU	Historic Core – Strategic Capital Plan Repairs and Upgrades	SG/GOB	\$2,000,000	\$4,000,000	\$12,250,000	\$12,250,000	\$12,250,000	\$12,250,000	\$55,000,000
6	C	LSU	Veterinary Medicine Facilities Repairs	SG/GOB	\$22,000,000	\$10,000,000	\$8,000,000	\$0	\$0	\$0	\$40,000,000
7	N	LSU	Research Operations and Academic Remote Storage	GOB	\$0	\$1,300,000	\$11,700,000	\$0	\$0	\$0	\$13,000,000
8	N	LSU	University Lab School - STEAM Building	GOB	\$0	\$3,400,000	\$30,600,000	\$0	\$0	\$0	\$34,000,000
9	N	LSU	LSU Library Demolition & Quad Restoration	GOB	\$0	\$0	\$1,200,000	\$10,300,000	\$0	\$0	\$11,500,000
10	N	LSU	Utilities, Infrastructure and Street Improvements	GOB	\$0	\$0	\$4,000,000	\$18,000,000	\$18,000,000	\$0	\$40,000,000
11	N	LSU	LSU Exterior Repairs, Various Buildings	GOB	\$0	\$0	\$3,000,000	\$3,000,000	\$3,000,000	\$0	\$9,000,000
<b>Total</b>					<b>\$86,800,000</b>	<b>\$104,000,000</b>	<b>\$150,625,000</b>	<b>\$43,550,000</b>	<b>\$33,250,000</b>	<b>\$12,250,000</b>	<b>\$430,475,000</b>

**LSU System 5-Year Plan  
FY 2023-2024**

Campus Priority	Project Type (E, C, N, SG)	Institution	Project Request Title	Funding Source (GOB, Rev Bond, S/G)	Previous Funding	FY 2023-24 (Year 1)	FY 2024-25 (Year 2)	FY 2025-26 (Year 3)	FY 2026-27 (Year 4)	FY 2027-28 (Year 5)	Total
1	N	LSU HSN-NO	Dental School Infrastructure Modernization and ADA Compliance	SG	\$0	\$4,000,000	\$20,000,000	\$20,000,000			\$44,000,000
2	C	LSU HSN-NO	Medical Education Building Laboratory Renovation Phase 1	SG*/GOB	\$14,000,000	\$30,000,000	\$15,000,000	\$15,000,000	\$0	\$0	\$74,000,000
3	C	LSU HSN-NO	Campus Stormwater Infrastructure Upgrades	SG**//GFD/GOB	\$3,900,000	\$1,000,000	\$6,000,000	\$5,100,000	\$0	\$0	\$16,000,000
4	N	LSU HSN-NO	Center for Advanced Learning and Simulation Infrastructure and Equipment	GOB	\$0	\$11,000,000	\$12,600,000	\$11,000,000	\$0	\$0	\$34,600,000
5	N	LSU HSN-NO	MEB Elevated Walkways Structural, ADA, and Circulation Improvements	GOB	\$0	\$0	\$3,500,000	\$3,500,000	\$0	\$0	\$7,000,000
6	N	LSU HSN-NO	AHSON Waterproofing	GOB	\$0	\$0	\$0	\$0	\$1,000,000	\$0	\$1,000,000
<b>Total</b>					<b>\$17,900,000</b>	<b>\$46,000,000</b>	<b>\$57,100,000</b>	<b>\$54,600,000</b>	<b>\$1,000,000</b>	<b>\$0</b>	<b>\$176,600,000</b>

\*Previous funding includes \$14M self-generated funds

\*\*Previous funding includes \$2.9M in self-generated funds/\$1m in General Fund Direct

Campus Priority	Project Type (E, C, N, SG)	Institution	Project Request Title	Funding Source (GOB, Rev Bond, S/G)	Previous Funding	FY 2023-24 (Year 1)	FY 2024-25 (Year 2)	FY 2025-26 (Year 3)	FY 2026-27 (Year 4)	FY 2027-28 (Year 5)	Total
1	N	LSU HSC-S	New Research Building	SG/GOB		\$17,500,000	\$89,375,000	\$73,125,000			\$180,000,000
2	C	LSU HSC-S	Center for Medical Education & Wellness	SG/GOB	\$64,409,221	\$27,248,529		\$0	\$0	\$0	\$91,657,750
3	C	LSU HSC-S	Gross Anatomy Lab Expansion and Modernization	GOB	\$125,000	\$2,375,000		\$0	\$0	\$0	\$2,500,000
4	C	LSU HSC-S	Stonewall Animal Research and Training Facility	GOB	\$1,000,000	\$550,000	\$3,894,000	\$2,186,000			\$7,630,000
5	E	LSU HSC-S	Comprehensive Emergency Water Supply Improvements	GOB	\$1,900,000	\$8,100,000	\$0	\$0	\$0	\$0	\$10,000,000
6	N	LSU HSC-S	Medical School 10th Floor B-Building HVAC Replacement	GOB	\$0	\$500,000	\$4,600,000	\$0	\$0	\$0	\$5,100,000
7	N	LSU HSC-S	Campus-wide Pavement Replacement	GOB	\$0	\$0	\$300,000	\$2,098,460	\$0	\$0	\$2,398,460
<b>Total</b>					<b>\$67,434,221</b>	<b>\$56,273,529</b>	<b>\$98,169,000</b>	<b>\$77,409,460</b>	<b>\$0</b>	<b>\$0</b>	<b>\$299,286,210</b>

Campus Priority	Project Type (E, C, N, SG)	Institution	Project Request Title	Funding Source (GOB, Rev Bond, S/G)	Previous Funding	FY 2023-24 (Year 1)	FY 2024-25 (Year 2)	FY 2025-26 (Year 3)	FY 2026-27 (Year 4)	FY 2027-28 (Year 5)	Total
1	C	LSU-A	Student Success Center	SG/GOB	\$6,000,000	\$5,000,000	\$1,900,000	\$0	\$0	\$0	\$12,900,000
2	N	LSU-A	Downtown Health Services Center	SG/GOB	\$0	\$3,000,000	\$16,000,000	\$16,000,000	\$0	\$0	\$35,000,000
3	N	LSU-A	Bolton Library Repairs	GOB	\$0	\$2,562,750	\$2,850,000	\$0	\$0	\$0	\$5,412,750
4	N	LSU-A	Campus Wide Direct Digital HVAC Control System	GOB	\$0	\$498,000	\$498,000	\$0	\$0	\$0	\$996,000
5	N	LSU-A	Fitness Center Exterior Project	GOB	\$0	\$300,000	\$0	\$0	\$0	\$0	\$300,000
6	N	LSU-A	Water System Booster Pump Replacement	GOB	\$0	\$110,000	\$110,000	\$0	\$0	\$0	\$220,000
7	N	LSU-A	Water System Ground Storage Tank Upgrade	GOB	\$0	\$0	\$300,000	\$0	\$0	\$0	\$300,000
<b>Total</b>					<b>\$6,000,000</b>	<b>\$11,470,750</b>	<b>\$21,658,000</b>	<b>\$16,000,000</b>	<b>\$0</b>	<b>\$0</b>	<b>\$55,128,750</b>

**LSU System 5-Year Plan  
FY 2023-2024**

September 7, 2022

Campus Priority	Project Type (E, C, N, SG)	Institution	Project Request Title	Funding Source (GOB, Rev Bond, S/G)	Previous Funding	FY 2023-24 (Year 1)	FY 2024-25 (Year 2)	FY 2025-26 (Year 3)	FY 2026-27 (Year 4)	FY 2027-28 (Year 5)	Total
1	N-1	LSU-E	STEAM Innovation Center Addition Phase I	GOB	\$0	\$2,244,266	\$24,302,662	\$1,297,552	\$0	\$0	\$27,844,480
2	N-1	LSU-E	Athletic Complex Facility	GOB	\$2,500,000	\$7,500,000	\$2,250,000	\$0	\$0	\$0	\$12,250,000
3	E-1	LSU-E	Energy Management System Replacement	GOB	\$0	\$1,250,000	\$0	\$0	\$0	\$0	\$1,250,000
4	E-2	LSU-E	Library Elevator	GOB	\$0	\$750,000	\$0	\$0	\$0	\$0	\$750,000
5	E-3	LSU-E	Electrial Loop System Replacement	GOB	\$0	\$7,339,000	\$0	\$0	\$0	\$0	\$7,339,000
6	N-2	LSU-E	STEAM Innovation Center Renovation Phase II	GOB	\$0	\$0	\$0	\$1,394,824	\$15,104,240	\$806,436	\$17,305,500
<b>Total</b>					<b>\$2,500,000</b>	<b>\$19,083,266</b>	<b>\$26,552,662</b>	<b>\$2,692,376</b>	<b>\$15,104,240</b>	<b>\$806,436</b>	<b>\$66,738,980</b>

Campus Priority	Project Type (E, C, N, SG)	Institution	Project Request Title	Funding Source (GOB, Rev Bond, S/G)	Previous Funding	FY 2023-24 (Year 1)	FY 2024-25 (Year 2)	FY 2024-25 (Year 3)	FY 2025-26 (Year 4)	FY 2026-27 (Year 5)	Total
1	E	LSU-S	Building Exterior Walls and Bridge Replacement	GOB	\$3,509,917	\$410,000					\$3,919,917
2	N	LSU-S	High Voltage Grid System Replacement	GOB	\$0	\$1,286,360	\$2,160,000				\$3,446,360
3	N	LSU-S	Boiler Installation Renovation (B&E, BH, HP&E,UC)	GOB	\$410,000	\$1,016,800					\$1,426,800
4	N	LSU-S	HPE Renovation - Student Wellness Facility	GOB	\$0	\$2,500,000	\$2,500,000	\$2,000,000			\$7,000,000
5	N	LSU-S	Technology Center Roof Replacement	GOB	\$0	\$870,000					\$870,000
6	N	LSU-S	HPE Air Handlers Replacement 1,2,6, & 7	GOB	\$0	\$1,160,000					\$1,160,000
7	N	LSU-S	Business Education Roof Replacement	GOB	\$0	\$1,045,000					\$1,045,000
8	N	LSU-S	Science Building Roof Replacement	GOB	\$0		\$85,000	\$865,000			\$950,000
9	N	LSU-S	Administration Building Roof Replacement	GOB	\$0		\$95,000	\$965,000			\$1,060,000
10	N	LSU-S	Bronson Hall Roof Replacement	GOB	\$0		\$95,000	\$950,000			\$1,045,000
11	N	LSU-S	Central Plant Chiller #3 and Cooling Tower #3	GOB	\$0		\$81,000	\$900,000			\$981,000
12	N	LSU-S	Campus Ring Road Concrete Repair & Sealing	GOB	\$0			\$356,100			\$356,100
13	N	LSU-S	Bronson Hall Air Handlers Replacement 1, 2, 3, 4, & 5	GOB	\$0			\$94,500	\$525,000	\$525,000	\$1,144,500
14	N	LSU-S	Campus Elevator Modernization	GOB	\$0			\$810,000	\$1,000,000		\$1,810,000
15	N	LSU-S	Science Building Renovation & Lab Modernization	GOB	\$0			\$1,704,500	\$1,268,000	\$2,000,000	\$4,972,500
16	N	LSU-S	Campus Wide HVAC and Humidity Control Modernization	GOB	\$0			\$800,000	\$800,000	\$800,000	\$2,400,000
17	N	LSU-S	ADA Accessibility Compliance Upgrades	GOB	\$0			\$760,000			\$760,000
18	N	LSU-S	Campus Wide Safety/Security Improvements	GOB	\$0			\$850,000			\$850,000
19	N	LSU-S	Business and Education Building Renovation	GOB	\$0			\$1,000,000	\$1,000,000	\$2,390,000	\$4,390,000
20	N	LSU-S	Bronson Hall Building Renovation	GOB	\$0			\$1,000,000	\$1,000,000	\$2,800,000	\$4,800,000
21	N	LSU-S	HPE Renovation and Safety Compliance	GOB	\$0			\$1,152,900	\$1,000,000	\$2,000,000	\$4,152,900
22	N	LSU-S	Business Continuity Disaster Recovery Equipment	GOB	\$0				\$1,346,160		\$1,346,160
23	N	LSU-S	Campus Wide Energy Conservation Initiatives	GOB	\$0				\$3,094,400		\$3,094,400
24	N	LSU-S	Central Plant Chiller #2 and Cooling Tower #2	GOB	\$0				\$81,000	\$900,000	\$981,000
<b>Total</b>					<b>\$410,000</b>	<b>\$7,878,160</b>	<b>\$5,016,000</b>	<b>\$14,208,000</b>	<b>\$11,114,560</b>	<b>\$11,415,000</b>	<b>\$53,961,637</b>



**LSU System 5-Year Plan  
FY 2023-2024**

September 7, 2022

Campus Priority	Project Type (E, C, N, SG)	Institution	Project Request Title	Funding Source (GOB, Rev Bond, S/G)	Previous Funding	FY 2023-24 (Year 1)	FY 2024-25 (Year 2)	FY 2025-26 (Year 3)	FY 2026-27 (Year 4)	FY 2027-28 (Year 5)	Total
1	C	LSU AgCenter	Dean Lee Tornado Damage	GOB	\$1,500,000	\$1,700,000					\$3,200,000
2	N	LSU AgCenter	AgCenter and Veterinary Medicine Innovation Center	GOB	\$0	\$20,000,000	\$35,000,000	\$35,000,000	\$8,000,000	\$0	\$98,000,000
3	C	LSU AgCenter	Food Innovation Center	SG/GOB	\$3,500,000	\$4,500,000					\$8,000,000
4	C	LSU AgCenter	Animal and Food Science Facilities Renovations and Modernizations Phase 3, 4, 5	GOB	\$30,469,800	\$3,417,871	\$22,980,586	\$4,807,585	\$267,500		\$61,943,343
5	C	LSU AgCenter	Renewable and Natural Resources Building Repairs	GOB	\$5,000,000	\$1,058,000	\$4,290,000				\$10,348,000
6	N	LSU AgCenter	Burden Wetlands & Trail Improv. And Litter Abatement	SG		\$10,000,000					\$10,000,000
7	C	LSU AgCenter	John M. Parker Agricultural Center & Livestock Show Barn Renovations and Repairs	SG/GOB	\$7,000,000	\$2,300,000	\$20,700,000				\$30,000,000
8	N	LSU AgCenter	Martin D. Woodin Hall Renovations and Modernizations	GOB				\$4,952,000	\$7,648,000		\$12,600,000
9	N	LSU AgCenter	Greenhouse Facilities Renovations - Gourrier Lane	GOB		\$0		\$400,000	\$4,000,000		\$4,400,000
10	N	LSU AgCenter	Biological & Agricultural Engineering Bldg.	GOB		\$0	\$0	\$0	\$1,248,000	\$14,092,000	\$15,340,000
<b>Total</b>					<b>\$42,469,800</b>	<b>\$16,775,871</b>	<b>\$47,970,586</b>	<b>\$10,159,585</b>	<b>\$13,163,500</b>	<b>\$14,092,000</b>	<b>\$144,631,343</b>

Campus Priority	Project Type (E, C, N, SG)	Institution	Project Request Title	Funding Source (GOB, Rev Bond, S/G)	Previous Funding	FY 2023-24 (Year 1)	FY 2024-25 (Year 2)	FY 2025-26 (Year 3)	FY 2026-27 (Year 4)	FY 2027-28 (Year 5)	Total
1	N	PBRC	Replacement of Underground Chilled Water & Hot Water Piping	GOB	\$0	\$3,504,360	\$0	\$0	\$0	\$0	\$3,504,360
2	N	PBRC	Site Safety and Building Equipment Replacements	GOB		\$1,776,000	\$0	\$0	\$0	\$0	\$1,776,000
3	C	PBRC	PBRC New Clinical Research Bldg, Imaging Center, & High-Tech Research Instrumentation & Equipment, Planning, & Construction	GOB	\$49,949,663	\$50,337	\$0	\$0	\$0	\$0	\$50,000,000
<b>Total</b>					<b>\$49,949,663</b>	<b>\$5,330,697</b>	<b>\$0</b>	<b>\$0</b>	<b>\$0</b>	<b>\$0</b>	<b>\$55,280,360</b>

Campus Priority	Project Type (E, C, N, SG)	Institution	Project Request Title	Funding Source (GOB, Rev Bond, S/G)	Previous Funding	FY 2023-24 (Year 1)	FY 2024-25 (Year 2)	FY 2025-26 (Year 3)	FY 2026-27 (Year 4)	FY 2027-28 (Year 5)	Total
1	N	LSU HCSD	Lallie Kemp Fuel Tank for generators	GOB		\$48,000.00	\$0	\$0	\$0	\$0	\$48,000
2	N	LSU HCSD	Lallie Kemp HVAC Replacement	GOB		\$276,000.00	\$0	\$0	\$0	\$0	\$276,000
3	N	LSU HCSD	Lallie Kemp Front Entrance Renovation	GOB		\$759,000.00	\$0	\$0	\$0	\$0	\$759,000
4	N	LSU HCSD	Lallie Kemp Utility Line Replacement	GOB		\$906,550.00	\$0	\$0	\$0	\$0	\$906,550
5	N	LSU HCSD	Administrative and Business Office Roof Replacement	GOB		\$1,860,245.00	\$0	\$0	\$0	\$0	\$1,860,245
<b>Total</b>					<b>\$0</b>	<b>\$3,849,795</b>	<b>\$0</b>	<b>\$0</b>	<b>\$0</b>	<b>\$0</b>	<b>\$3,849,795</b>



---

# Board of Supervisors

## ATHLETICS COMMITTEE

BOARD OF SUPERVISORS MEETING | SEPTEMBER 8-9, 2022



## Board of Supervisors

### Request from LSU Athletics to Increase Baseball Ticket Prices, Parking, and Tradition Fund

**Date:** September 8, 2022

#### 1. Citation

The LSU Athletics Ticket, Parking and Tradition Fund Policy establishes the schedules approved by the board for ticket pricing for baseball. An increase in the baseball ticket prices, parking and tradition fund requires the board to approve an amended schedule to the policy.

#### 2. Summary of Matter

The LSU Athletics Department is proposing amending a portion of the Athletics Ticket, Parking, and Tradition Fund Policy to adjust prices for LSU Baseball starting with the 2023 season. The last ticket price increase was in 2019.

The University proposes amending Schedules C (Ticket and Tradition Fund) and D (Parking) of the current LSU Athletics Ticket, Parking, and Tradition Fund Policy to include the following changes:

- 1) Establish season ticket prices for the 2023 season, including Tradition Fund levels in accordance with the attached schedules; and
- 2) Authorize season parking increases up to \$25 per lot per season with written approval by the President or designee, in consultation with the Board Chair and Athletics Committee Chair.

A summary of the proposed ticket price increases are as follows:

General seating	\$40-160/ per season ticket
Club Level	\$110-\$210/ per season ticket
Suite Level	\$110/ per season ticket

These increases prorated over the season will be between \$1.11 and \$5.83 per game per ticket. Detailed schedules of the increases are attached.

#### 3. Review of Business Plan

N/A

#### **4. Fiscal Impact**

Athletics estimates the increase in revenue based upon past attendance is approximately \$840,000.

#### **5. Description of Competitive Process**

None.

#### **6. Review of Legal Documents**

None.

#### **7. Parties of Interest**

LSU Athletics

Baseball season ticket holders

#### **8. Related Transactions**

None.

#### **9. Conflicts of Interest**

None.

#### **10. Attachment**

Schedules C and D listing details of price increases

### **RESOLUTION**

**NOW, THEREFORE, BE IT RESOLVED** the Board of Supervisors of Louisiana State University and Agricultural & Mechanical College (the "Board") does hereby approve the amendment to the LSU Athletic Ticket, Parking, and Tradition Fund Policy pertaining Schedule C for LSU Baseball season ticket pricing as presented on September 8, 2022; and

**BE IT FURTHER RESOLVED**, the Board authorizes season parking increases up to \$25 per lot per season with written approval by the President or designee, in consultation with the Board Chair and Athletics Committee Chair.

# SCHEDULE C BASEBALL PRICING 2023 Season – Last Updated in FY23



## BASEBALL TICKET PRICES

### SECTION

SUITES	\$500
PURPLE HOME PLATE	\$500
PURPLE DUGOUT	\$500
GOLD FIELD BOX	\$450
GOLD GRANDSTAND	\$450
GREEN GRANDSTAND	\$400
OUTFIELD BLEACHERS PRIME	\$250
OUTFIELD BLEACHERS REGULAR	\$250
HOME RUN BLEACHERS	\$250

## BASEBALL TRADITION FUND PRICES

### Level

SUITES	TAF
--------	-----

Club Home Plate	\$2,200
Club Dugout	\$1,700
Gold Field Box	\$550
Gold Grandstand	\$450
Green Grandstand	\$350
Prime Bleachers	\$80
NC Bleachers	\$0
LF Bleachers	\$0
RF Bleachers	\$0

**SCHEDULE D  
BASEBALL AND BASKETBALL PARKING PRICING  
FY - 2022-23**

**BASEBALL**

LOT		Tradition Fund	Cost	Total Price
Hall of Fame		\$ -	\$ 300	\$ 300
Champions		\$ -	\$ 400	\$ 400
Bullpen		\$ -	\$ 300	\$ 300
Handicap		\$ -	\$ 150	\$ 150

**MEN'S BASKETBALL**

LOT		Tradition Fund	Cost	Total Price
101		\$ -	\$ 200	\$ 200
104		\$ -	\$ 200	\$ 200
301		\$ -	\$ 200	\$ 200
201		\$ -	\$ 200	\$ 200
N. Stadium		\$ -	\$ 200	\$ 200
205		\$ -	\$ 200	\$ 200
206	Free Handicap	\$ -	\$ -	\$ -
105		\$ -	\$ 200	\$ 200

**WOMEN'S BASKETBALL**

LOT		Tradition Fund	Cost	Total Price
101		\$ -	\$ 100	\$ 100
301		\$ -	\$ 100	\$ 100
201		\$ -	\$ 100	\$ 100
N. Stadium		\$ -	\$ 100	\$ 100
205		\$ -	\$ 100	\$ 100
206	Free Handicap	\$ -	\$ -	\$ -



---

## Board of Supervisors

### RISK MANAGEMENT COMMITTEE

BOARD OF SUPERVISORS MEETING | SEPTEMBER 8-9, 2022



**Office of Internal Audit**

Louisiana State University

3810 West Lakeshore Drive • Suite 122 • Baton Rouge, LA 70808

---

# Quarterly Audit Summary

*Fiscal Year 2022, 4<sup>th</sup> Quarter*





## **Table of Contents**

<b>Multi-Campus .....</b>	<b>1</b>
Cloud Computing .....	1
Identity and Access Management.....	1
<b>Health Sciences Center Shreveport (HSCS) .....</b>	<b>3</b>
Management Letter (LA Legislative Auditor).....	3

## Multi-Campus

### **Cloud Computing**

#### Audit Initiation:

This audit was included on the Board-approved audit plan.

#### Audit Scope and Objectives:

The primary objective of this audit was to evaluate controls related to cloud computing such as data security, managing users, preventing or detecting unauthorized access, and adequate contract terms with service providers. Audit procedures were performed at all nine LSU campuses.

#### Audit Findings and Recommendations:

We recommended that each campus develop and implement a policy to address the review of System and Organization Controls Type 2 (SOC2) reports provided by cloud vendors to ensure they have sufficient controls in place regarding protection, availability, and integrity of data.

#### Management’s Response and Corrective Action Plan:

Management agreed with our recommendation and is in the process of implementing controls to mitigate the identified risks by the following dates:

- Ag Center – July 15, 2023
- LSU Alexandria – April 28, 2023
- LSU A&M – December 31, 2022
- LSU Eunice – December 31, 2022
- LSU Shreveport – November 1, 2022
- Health Care Services Division – January 31, 2023
- Health Sciences Center New Orleans – November 15, 2023
- Health Sciences Center Shreveport – November 15, 2023
- Pennington Biomedical Research Center – December 31, 2022

### **Identity and Access Management**

#### Audit Initiation:

This audit was included on the Board-approved audit plan. Eminere Group, an IT advisory firm, conducted the engagement.

### Audit Scope and Objectives:

The primary objective of this audit was to evaluate controls for establishing, maintaining, and de-provisioning user access to the network and email accounts, including procedures to identify and address access violations. The scope included LSU Agricultural (Ag) Center as well as the Health Sciences Centers in New Orleans (HSCNO) and Shreveport (HSCS).

### Audit Findings and Recommendations:

The three reviews identified the same areas of improvement for each campus, nine of which were classified as “high risk.” Eminere concluded that similar issues would likely apply at the other campuses and recommended consolidating efforts to address foundational identity and access management (IAM) areas. Specifically, management was provided with the following recommendations:

- Define and implement a solution and process to manage privileged accounts, i.e., an enterprise version of a password vault solution.
- Define and implement a solution to improve the management access throughout the life cycle (setup, change and retire), i.e., an enterprise version of an access management solution to automate basic access management functions for core systems.
- Define and implement a solution for centralized log management, i.e., an enterprise version/license to manage security event logs (SIEM).
- Provide additional enterprise IT security oversight of the LSU integrated Active Directory and Microsoft/Office 365 instances.
- Provide policy and procedure templates for IAM, privileged account management, and log management.
- Enforce multifactor authentication for Active Directory access at all campuses.

### Management’s Response and Corrective Action Plan:

Management agreed with the recommendations and is in the process of implementing corrective action. Both Health Sciences Centers have committed to implementing all action plans by April 30, 2024. The Ag Center will have all action plans implemented by November 30, 2025.

## Health Sciences Center Shreveport (HSCS)

### **Management Letter (LA Legislative Auditor)**

#### Audit Initiation:

This external audit was conducted by the Louisiana Legislative Auditor (LLA) as part of the state's single audit.

#### Audit Scope and Objectives:

The objective of the audit was to provide assurances on information that is significant to the financial statements, evaluate effectiveness of internal controls, and determine whether HSCS complied with applicable laws and regulations. The scope covered the fiscal year ended June 30, 2021.

#### Audit Findings and Recommendations:

For the second consecutive year, HSCS did not receive net physician claims revenue for services provided at the Monroe facility in accordance with the joint venture agreements, did not adequately monitor billing and collection services performed by third parties, did not maintain adequate controls over payroll processing, and did not ensure that required audits were completed within nine months of subrecipient's fiscal year-end.

For the third consecutive year, HSCS did not ensure internal control over documentation of personnel services were operating effectively, did not ensure compliance with federal guidance regarding cost transfers, and did not have adequate controls in place to ensure compliance with special tests and provisions requirements. For the fourth consecutive year, HSCS did not have adequate controls over state and private grants and contracts to pursue collection of accounts receivable. LLA recommended establishing properly designed policies and procedures to address these control weaknesses.

#### Management's Response and Corrective Action Plan:

Management agreed with the recommendations and is in the process of implementing corrective action, which will be complete by June 30, 2023.

# LSU OFFICE OF INTERNAL AUDIT

## FISCAL YEAR 2022 ANNUAL REPORT

*AUGUST 31, 2022*

# TABLE OF CONTENTS

## Contents

OVERVIEW _____	1
RISKS _____	2
REPORTING _____	4
AUDIT PROCESS _____	6
STAFF _____	7

APPENDIX A - FY 2022 AUDIT ACTIVITY BY FUNCTIONAL RISK CATGORY

APPENDIX B - FY 2022 REPORTS ISSUED BY CAMPUS

# OVERVIEW

## VISION

To be viewed as a valued business partner and a trusted advisor and recognized as a driving force behind a culture of governance, accountability, compliance, and execution that helps in the achievement of the University's objectives.

## MISSION

Internal Audit is committed to providing independent, objective, and timely service as well as responding to requests for consulting and other services, and to adding value to and improving the University's operations. Internal Audit helps the University accomplish its objectives by bringing a systematic, disciplined approach to evaluate and improve the effectiveness of risk management, control, and governance processes.

## STRATEGIC GOALS

- Focus on the University's highest risks
- Provide impactful reporting to stakeholders
- Maintain efficient and effective audit processes
- Maintain an adequately skilled and knowledgeable staff

## INDEPENDENCE STATEMENT

In accordance with Louisiana Revised Statute 17:3351.I, the Office of Internal Audit is maintained as an independent function that conforms to the Institute of Internal Auditors' *International Standards for the Professional Practice of Internal Auditing (Standards)*.

The *Standards* include certain elements to demonstrate that the internal audit activity is independent and internal auditors are objective in performing their work. Our Internal Audit Charter, which was adopted in June 2014 and revised in September 2019, establishes the organization and responsibilities of our office, and includes provisions to ensure independence and objectivity.

# RISKS

The scope of internal audit activities is primarily defined through an annual risk assessment process, the results of which are used to establish the audit plan.

## INTERNAL AUDIT'S RESPONSIBILITY REGARDING RISK

Internal Audit has responsibility for evaluating the effectiveness and efficiency of controls established by management for the purpose of managing risk. A risk is anything that could occur that would impact the achievement of an objective and is generally measured in terms of impact and likelihood.

## RISK ASSESSMENT PROCESS

The purpose of our annual risk assessment is to aid the development of a risk-based plan of activities for the upcoming fiscal year. In this process, Internal Audit evaluates risk exposures relating to the University's governance, operations, and information systems regarding the following:

- Reliability and integrity of financial and operational information
- Effectiveness and efficiency of operations and programs
- Safeguarding of assets from unauthorized acquisition, use, or destruction
- Compliance with laws, regulations, policies, procedures, and contracts

Risks are identified, in part, by seeking input from executive management, operating management, and other sources including external audits, regulatory information, and industry trends.

In determining the level of risk, the following factors may be considered: inherent risk, existing internal controls, results of analytics, outcomes of previous audits, transaction volume (e.g., number or dollar amount), value-added potential, management interest, current events, emerging risks, and auditor discretion. We also rely on risks identified by management during the Enterprise Risk Management process.

To address the risk of fraud, on August 1, 2014, the University issued Permanent Memorandum (PM) 76 - Detection, Reporting, and Investigation of Incidents of Financial Irregularity. In addition, the LSU Ethics and Integrity Hotline, which is hosted by EthicsPoint, provides a secure and confidential means to report suspected fraudulent or unethical behavior.



# RISKS

## ANNUAL AUDIT PLAN

Based on our risk assessment, an annual audit plan is developed and presented to the Board of Supervisors' Risk Management Committee for approval. Risks are classified on the audit plan by major functional category with effort budgeted in each area. Below is a summary of FY 2022 planned effort by functional risk category. A detailed list of all audit activities by functional risk category is also included as *Appendix A* to this report.

<b>FUNCTIONAL RISK CATEGORY</b>	<b>2022 Planned % Effort*</b>
Auxiliary and Service Departments	4%
Facilities, Construction, Maintenance	8%
Financial Management	27%
Governance and External Relations	25%
Health Operations/Patient Care	10%
Information Technology	11%
Research and Development	5%
Student Services	10%
	<hr/> <b>100%</b>

*\*Effort is not inclusive of investigative activities*

# REPORTING

## AUDIT REPORTS

Reports are issued at the end of each engagement to the President, Chancellors, and other responsible parties at each institution. Each report includes a response from management that indicates whether they concur with the findings and the corrective actions that they plan to implement to address the recommendations. The list of reports issued by campus for FY 2022 is included as *Appendix B*.

## OUTSTANDING ACTION PLANS

At the conclusion of each project, responsible management responds to each finding and recommendation with an action plan that they will implement to address the issue. Internal Audit follows-up with them at the appropriate time to determine if the corrective action was taken and if those actions adequately resolved the issue. A report on outstanding action plans is provided periodically to management and to the Audit Committee. The following chart shows the FY 2022 action plan activity for each campus:

Campus	Open as of July 1, 2021	Added During FY 2022	Cleared During FY 2022	Open Action Plans
Multi-Campus	2	0	0	2
LSU Ag Center	2	23	3	22
LSU A&M	59	42	15	86
LSU-Alexandria	9	25	10	24
LSU-Eunice	5	26	1	30
LSU-Shreveport	9	24	7	26
LSUHSC-New Orleans	14	28	10	32
LSUHSC-Shreveport	17	24	3	38
LSU HCSD	1	23	5	19
PBRC	2	24	3	23
	<b>120</b>	<b>239</b>	<b>57</b>	<b>302</b>

It should be noted that 197 action plans resulting from Encryption and Social Engineering audits conducted in Fiscal Year 2018 were included in the above chart as added in FY 2022 since the implementation of most of the related action plans could not be completed until the system-wide security policy was finalized, which occurred August 4<sup>th</sup>, 2021.

# REPORTING

## INVESTIGATIONS

Internal Audit is responsible for conducting investigations when allegations of fraud, conflicts of interest, or significant non-compliance with regulations or policies are reported. Reports of alleged violations are received through the LSU Ethics, Integrity, and Misconduct Helpline; phone calls or emails; through direct reports made by employees, faculty, contractors, students, vendors; or through information discovered during regularly scheduled audits and engagements requested by management.

During FY 2022, Internal Audit allocated approximately 3000 hours to conducting or overseeing a total of 138 investigations, including four that were carried forward from FY 2021. Of the 134 new reports, 104 (78%) were received through the LSU Ethics, Integrity, and Misconduct Helpline. At June 30, 2022, two complaints remained open and were carried over into FY 2023 for continued investigation.

# AUDIT PROCESS

To ensure an effective and efficient audit process, Internal Audit has established a Quality Assurance and Improvement Program (QAIP) designed to provide ongoing measurement and analyses of performance metrics to ensure compliance with the *Standards*.

## QUALITY ASSURANCE REVIEWS

Internal Audit is required to have an external quality assurance review at least every five years. This review was completed in FY 2019 with Internal Audit receiving an overall rating of “generally conforms” to the *Standards*. This opinion is the highest possible rating and means that practices are in place to ensure independence, objectivity, and proficiency.

Annual internal quality assessments are performed in the years between external reviews as part of the QAIP. This process includes selecting a sample of audits and reviewing related workpapers, reports, and communications to determine adherence to the *Standards*. Although opportunities were identified to improve departmental practices and enhance documentation, Internal Audit maintained conformity with the *Standards*.

## PRODUCTIVITY PERFORMANCE MEASURES

- *Audit Plan Accomplishment*

Each year, an audit plan is developed based on results of an annual risk assessment. Risks are continually monitored, and the audit plan is revised to address significant changes that may arise. We have established a target of 75% completion of our audit plan. This target allows flexibility for unplanned audit work that may be necessary. In FY 2022 we achieved 60%. Staffing shortages constituted the primary contributing factor in the shortfall. The plan was created with the assumption that 12,493 hours would be allocated for audits based on expected staffing levels; however, only 10,074 hours were available considering actual resources. Audits not yet completed will be carried over to FY 2023. The chart below illustrates the status of the 2022 Audit Plan at June 30, 2022:

<b>2022 Audit Plan Status</b>	<b>#</b>	<b>%</b>
Audits on plan (as revised)	20	100%
Audits substantially complete	12	60%
Audits currently in progress and carried forward to FY 2023	8	40%

- *Direct/Indirect Effort*

Audit staff allocate their time between direct hours and indirect hours. Direct hours include time spent working on audits, consultations, special projects, and investigations. Indirect hours include paid leave, meetings, training, and administrative tasks. The internally established goal for our staff was 75% direct audit hours, and we achieved 74% in FY 2022.

# STAFF

## INTERNAL AUDIT STAFFING

The following position breakdown has been in place since FY 2015:

- Audit and Risk Management 12
- Investigative Services 2
- Information Systems Audit 1
- Administrative Support 1

## DEGREES

Percent of audit staff with Bachelor's Degrees	100%
Percent of audit staff with Advanced Degrees	36%
Percent of audit staff with Professional Certifications	82%

## CERTIFICATIONS (SOME STAFF HOLD MULTIPLE CERTIFICATIONS)

All staff that are not certified are currently pursuing appropriate certifications.

Certified Public Accountant	3
Certified Internal Auditor	6
Certified Fraud Examiner	4
Certified Information Systems Auditor	1
Certified Compliance and Ethics Professional	1
Certified EnCase Examiner	1
Certified Government Auditing Professional	1
ITIL® Foundation	1

## TRAINING AND PROFESSIONAL DEVELOPMENT

Our professional audit staff completed over 500 hours of continuing professional development in FY 2022. This included training provided by the Association of College and University Auditors (ACUA), the local and national chapters of the Institute of Internal Auditors (IIA), the LSU Department of Accounting, and others. Training ensures that staff are current on auditing best practices and helps develop subject matter expertise that is valuable to the organization.

# APPENDIX A

## FY 2022 Audit Activity by Functional Risk Category

### AUXILIARY AND SERVICE DEPARTMENTS

2212 – LSU A&M Parking and Transportation Operations

### FACILITIES, CONSTRUCTION, MAINTENANCE

2001 – Multi-Campus Public Private Partnerships

2205 – LSU A&M Facility Services Operations

### FINANCIAL MANAGEMENT

2100 – Multi-Campus Financial Management

2108 – LSU A&M Employee Health Plan Administration

2208 – HSCNO Healthcare Financing

2210 – HSCS Supplemental Compensation

### GOVERNANCE AND EXTERNAL RELATIONS

2200 – Multi-Campus Title IX Sexual Misconduct

2201 – Multi-Campus Governance of Compliance

2202 – Multi-Campus Affiliated Organizations

### HEALTH OPERATIONS/PATIENT CARE

2109 – PBRC Bariatric/Metabolic Surgery Program

2207 – HCSD Evaluation & Management Levels

### INFORMATION TECHNOLOGY

2105 – Multi-Campus Patch Management

2106 – Multi-Campus Cloud Computing

2107 – Multi-Campus User Access Controls

2204 – Multi-Campus Information Technology

### RESEARCH AND DEVELOPMENT

2209 – HSCS EVT Lab Operations

### STUDENT SERVICES

2211 – LSU A&M Enrollment Data

2213 – LSU A&M Residential Life Operations

2214 – LSU A&M Greek Life Fee

# APPENDIX A

## OTHER AUDIT ACTIVITIES

- Information Technology (IT) support
- Follow-up on corrective action plans from prior audits
- Annual risk assessment and planning
- Enterprise risk management (ERM) program
- Quality Assessment and Improvement Program (QAIP)
- Investigations/special projects
- Management of LSU Ethics & Integrity Hotline
- Participation on campus committees
  - IT Governance Council
  - PCI Committee
  - GLBA Committee
  - Student Employment Committee
  - Benefits Oversight Committee

# APPENDIX B

## Audits Issued in FY 2022 by Campus

### LSU A & M

- 2108 – Employee Health Plan Administration
- 2211 – Enrollment Data
- 2212 – Parking & Transportation Operations\*
- 2214 – Greek Life Fee\*

### LSU HEALTH SCIENCES CENTER – SHREVEPORT

- 2210 – Supplemental Compensation\*

### PENNINGTON BIOMEDICAL RESEARCH CENTER

- 2109 – Bariatric/Metabolic Surgery Program

### MULTI-CAMPUS

- 2001 – Public-Private Partnerships
- 2100 – Financial Management\*
- 2106 – Cloud Computing
- 2107 – User Access Controls
- 2200 – Title IX Sexual Misconduct
- 2201 – Governance of Compliance\*

### 2022 AUDITS CARRIED FORWARD TO 2023:

- 2105 – Multi-Campus Patch Management
- 2202 – Multi-Campus Affiliated Organizations
- 2204 – Multi-Campus Information Technology
- 2205 – LSU A&M Facility Services Operations
- 2213 – LSU A&M Residential Life Operations
- 2207 – HCSD Evaluation & Management Levels
- 2208 – HSCNO Healthcare Financing
- 2209 – HSCS EVT Lab Operations

*\*Audits substantially complete as of report date*





---

# Board of Supervisors

## MEETING MINUTES

BOARD OF SUPERVISORS MEETING | SEPTEMBER 8-9, 2022

MINUTES  
LSU BOARD OF SUPERVISORS MEETING  
*Board Room, University Administration Building  
3810 West Lakeshore Drive, Baton Rouge, LA 70808  
Tuesday, August 2, 2022 | 1:00 pm. CT*

I. Call to Order and Roll Call

Mr. Rémy Voisin Starns, Chair, called to order the Regular Meeting of the Board of Supervisors of Louisiana State University and Agricultural and Mechanical College on August 2, 2022.

Present

Mr. Rémy Voisin Starns, Chair  
Ms. Valencia Sarpy Jones, Chair-elect  
Ms. Laurie Lipsey Aronson  
Mr. Glenn Armentor  
Mr. Wayne Brown  
Mr. Lee Mallett  
Mr. Randy Morris  
Mr. Patrick C. Morrow  
Ms. Lizzie Shaw  
Mr. Collis Temple Jr.  
Mr. James Williams  
Mr. Jimmie Woods  
Mr. Richard Zuschlag

Absent

Mr. Robert Dampf, Past Chair  
Mr. Jay Blossman  
Ms. Mary Leach Werner

Also participating in the meeting were the following: Dr. William F. Tate IV, President of LSU; Mr. Winston DeCuir, General Counsel for LSU; University officer and administrators of the campuses; faculty and staff representatives; interested citizens and representatives of the news media.

II. Invocation and Pledge of Allegiance

The invocation was offered by Mr. Javin Bowman, 2021-22 Student Body President and LSU Governmental Relations Intern. The little tigers from the LSU Early Childhood Laboratory Preschool led the Pledge of Allegiance.

III. Public Comment

There were no individuals registered for public comment.

IV. Committee Meetings

Mr. Starns adjourned the regular meeting to convene the committee meetings.

**4.A. Research & Agricultural Extension Committee**

Present for the Research & Agricultural Extension Committee were Ms. Aronson, Mr. Brown, Mr. Morris, Ms. Jones, Ms. Shaw and Mr. Temple.

4.A.1. Presentation by Dean Roland Mitchell, College of Human Sciences and Education

Dr. Mitchell presented on the Early Childhood Institute and the impact of the recent \$5 million donation.

No action needed on the item.

**4.B. Academic Committee**

Present for the Academic Committee were Mr. Armentor, Mr. Morrow, Ms. Jones, Ms. Shaw and Mr. Woods.

4.B.1. Request from LSU Shreveport to Establish a Graduate Certificate in Occupational Physiology

Upon motion by Ms. Shaw, seconded by Ms. Jones, the item was approved without objection.

**NOW, THEREFORE, BE IT RESOLVED** that the Board of Supervisors of Louisiana State University and Agricultural & Mechanical College does hereby approve the request from LSU Shreveport to establish the Graduate Certificate in Occupational Physiology.

4.B.2. Request from LSU Shreveport to Establish a Graduate Certificate in Nonprofit Administration

Upon motion by Mr. Morrow, seconded by Ms. Shaw, the item was approved without objection.

**NOW, THEREFORE, BE IT RESOLVED** that the Board of Supervisors of Louisiana State University and Agricultural & Mechanical College does hereby approve the request from LSU Shreveport to establish the Graduate Certificate in Nonprofit Administration.

4.B.3. Consent Agenda

There were four items on the consent agenda.

Upon motion by Mr. Woods, seconded by Ms. Shaw, the following items were approved without objection.

Request from LSU Shreveport for Continued Authorization of the International Abraham Lincoln Center for American Studies

**NOW, THEREFORE, BE IT RESOLVED** that the Board of Supervisors of Louisiana State University and Agricultural & Mechanical College does hereby approve the request from LSU Shreveport for continued authorization of the International Abraham Lincoln Center for American Studies.

Request from LSU Health Sciences - New Orleans to Change the Name of the Department of Clinical Laboratory Science to the Department of Medical Laboratory Science

**NOW, THEREFORE, BE IT RESOLVED** that the Board of Supervisors of Louisiana State University and Agricultural & Mechanical College does hereby approve the request from LSU Health Sciences Center – New Orleans to change the Department of Clinical Laboratory Science to the Department of Medical Laboratory Science.

Request from LSU Health Sciences - New Orleans to Change the Name of the Bachelor of Science in Medical Technology to the Bachelor of Science in Medical Laboratory Science

**NOW, THEREFORE, BE IT RESOLVED** that the Board of Supervisors of Louisiana State University and Agricultural & Mechanical College does hereby approve the request from LSU Health Sciences Center – New Orleans to change the degree title of the BS in Medical Technology to the BS in Medical Laboratory Science.

Request from LSU Health Sciences - New Orleans to Change the Name of the Master of Health Sciences in Clinical Rehabilitation & Counseling to the Master of Health Sciences in Counseling

**NOW, THEREFORE, BE IT RESOLVED** that the Board of Supervisors of Louisiana State University and Agricultural & Mechanical College does hereby approve the request from LSU Health Sciences Center – New Orleans to change the degree title of the Master of Health Sciences in Clinical Rehabilitation & Counseling to the Master of Health Sciences in Counseling.

**4.C. Finance Committee**

Present for the Finance Committee were Mr. Brown, Ms. Aronson, Mr. Mallett, and Mr. Zuschlag.

- 4.C.1. Request from LSU Health Science Center in Shreveport to Approve the FY 2022-2023 Expenditure of Carroll W. Feist Legacy Funds for the Feist Weiller Cancer Center and to Make a Determination of Acceptable University Purpose

Upon motion by Ms. Aronson, seconded by Mr. Woods, the item was approved without objection.

**NOW, THEREFORE, BE IT RESOLVED** that the Board of Supervisors of Louisiana State University and Agricultural & Mechanical College does hereby (a) approve the budget request of \$5,999,500 from the Feist Legacy Account for the benefit of the Feist Weiller Cancer Center programs at the LSU Health Sciences Center – Shreveport and (b) that the Board determines that the use of those funds constitute an appropriate and acceptable university purpose.

**4.D. Athletics Committee**

Present for the Athletics Committee were Mr. Temple, Mr. Armentor, Mr. Brown, Ms. Jones, and Mr. Morrow.

Upon motion by Mr. Armentor, seconded by Ms. Jones, the Athletics Committee approved the following items without objection.

Request from LSU A&M to Approve Employment Contract for Matt McMahon, Men’s Head Basketball Coach

**NOW, THEREFORE, BE IT RESOLVED** the Board of Supervisors of Louisiana State University and Agricultural & Mechanical College authorizes William F. Tate IV, President, or his designee, to negotiate and execute the Employment Agreement for Matt McMahon as described in this item, in consultation with the Office of General Counsel.

Request from LSU A&M to Approve New Employment Agreements for Three Assistant Men's Basketball Coaches

**NOW, THEREFORE, BE IT RESOLVED** the Board of Supervisors of Louisiana State University and Agricultural & Mechanical College authorizes the President to execute the employment agreements of Ronnie Hamilton, Casey Long and Cody Toppert as described in this item, in consultation with the Office of General Counsel.

Request from LSU A&M to Approve Employment Contract for Wes, Johnson, Baseball Assistant Coach

**NOW, THEREFORE, BE IT RESOLVED** the Board of Supervisors of Louisiana State University and Agricultural & Mechanical College authorizes the President to execute the Employment Agreement of Wes Johnson as described in this item, in consultation with the Office of General Counsel.

Request from LSU A&M to Approve Term Sheet for Joshua Jordan, Assistant Baseball Coach

**NOW, THEREFORE, BE IT RESOLVED** the Board of Supervisors of Louisiana State University and Agricultural & Mechanical College approves the Term Sheet for Joshua Jordan as described in this item.

Request from LSU A&M to Approve New Term Sheet for Keli Zinn, Executive Deputy Athletics Director

**NOW, THEREFORE, BE IT RESOLVED** the Board of Supervisors of Louisiana State University and Agricultural & Mechanical College approves the Term Sheet for Keli Zinn as described in this item.

V. Reconvene Board Meeting

The regular meeting was called to order. Roll call was conducted.

Present

Mr. Rémy Voisin Starns, Chair  
Ms. Valencia Sarpy Jones, Chair-elect  
Ms. Laurie Lipsey Aronson  
Mr. Glenn Armentor  
Mr. Wayne Brown  
Mr. Lee Mallett  
Mr. Randy Morris  
Mr. Patrick C. Morrow  
Ms. Lizzie Shaw  
Mr. Collis Temple Jr.  
Mr. James Williams  
Mr. Jimmie Woods  
Mr. Richard Zuschlag

Absent

Mr. Robert Dampf, Past Chair  
Mr. Jay Blossman  
Ms. Mary Leach Werner

VI. Title IX Presentation and Training

Presentation and training by Joshua Jones, Associate Vice President of Civil Rights & Title IX.

No action needed on this item.

VII. Approval of Minutes from the June 16-17, 2022 Meeting and the July 18, 2022 Nominating Committee Meeting

Upon motion by Mr. Zuschlag, seconded by Mr. Morrow, the June 16-17, 2022 minutes were approved.

Upon motion by Mr. Williams, seconded by Mr. Mallett, the July 18, 2022 minutes were approved.

VIII. Personnel Actions Requiring Board Approval

Upon motion by Mr. Mallett, seconded by Mr. Williams, the personnel actions were approved without objection.

IX. Reports from Faculty Advisors and Staff Advisors

Dr. Sonja Kamboj provided a report on behalf of the faculty advisors.

There was no report for the staff advisors.

X. President's Report

President Tate provided an informative report.

XI. Chancellor's Report

The chancellors provided updates about their campuses.

XII. Approval of Committee Recommendations

Upon motion by Mr. Mallett, seconded by Mr. Armentor, the recommendations were approved without objection.

XIII. Chair's Report

Chairman Starns acknowledged the Goyette family for their gift to the Early childhood Institute.

XIV. Adjournment

With no further business before the Board, the meeting was adjourned.



---

## Board of Supervisors

### POLICY UPDATES FROM 2022 LEGISLATIVE SESSION

BOARD OF SUPERVISORS MEETING | SEPTEMBER 8-9, 2022



## Board of Supervisors

DRAFT

### Recommendation to Authorize the President to Direct the Revision of the Existing Free Speech and Expression Policy to Comply with Recent Legislation

Date: September 8, 2022

#### 1. Bylaw Citation

Pursuant to Article VII, Section 1N

##### N. Other Significant Matters

Such other matters that are not expressly delegated herein or hereafter by the Board to the President or a Chancellor and which reasonably should be considered to require Board approval as generally defined above, or which the Board hereafter determines to require Board approval.

#### 2. Summary of Matter

The President has identified the recent amendments to La. R.S. 17:3399.31, *et seq.* (Act 727 of the 2022 Regular Session of the Louisiana Legislature) as a significant matter as it requires changes in system free speech policies.

At the October 4, 2018 meeting of the Board of Supervisors, the Board adopted a resolution directing the President and each campus to develop policies to comply with La. R.S. 17:3399.31, *et seq.* (Act 666 of the 2018 Regular Session of the Louisiana Legislature). Accordingly, LSU adopted Permanent Memorandum 79, entitled *Freedom of Speech and Expression*, on November 9, 2018. The policy applies to all campuses.

Recent amendments to La. R.S. 17:3399.35 will require revision of Permanent Memorandum 79. The proposed resolution would satisfy the recent legislation by authorizing the President to direct and approve the mandated changes to Permanent Memorandum 79.

#### 3. Review of Business Plan

N/A

#### 4. Fiscal Impact

The required changes to Permanent Memorandum 79 are not expected to have a fiscal impact on the university.



**5. Description of Competitive Process**

N/A.

**6. Review of Legal Documents**

None.

**7. Parties of Interest**

N/A

**8. Related Transactions**

N/A

**9. Conflicts of Interest**

None.

**RESOLUTION**

NOW, THEREFORE, BE IT RESOLVED, the Board of Supervisors of Louisiana State University and Agricultural & Mechanical College hereby amends its resolution on free speech adopted October 4, 2018 to be retitled "Resolution on Free Expression" and to amend the resolution to read, "the President and each campus of the University shall effect the appropriate policies to comply with this resolution and the broader intention of La. R.S. 17:3399 et seq."



---

## Board of Supervisors

DRAFT DRAFT

### Recommendation to Amend the Regulations Related to Student Disciplinary Process

**Date:** August 2, 2021

#### 1. Bylaw Citation

Pursuant to Article VII, Section 1N

N. Other Significant Matters

Such other matters that are not expressly delegated herein or hereafter by the Board to the President or a Chancellor and which reasonably should be considered to require Board approval as generally defined above, or which the Board hereafter determines to require Board approval.

#### 2. Summary of Matter

The President has identified the new R.S. 17:3394 (Act 464 of the 2022 Regular Session of the Louisiana Legislature) as a significant matter as it requires extensive changes in student disciplinary and conduct proceedings.

Section 1 would bring LSU into compliance with R.S. 17:3394 requiring a Board policy. The statute, through the Board Regulations, applies to cases of non-academic infractions when expulsion or suspension are possible outcomes. The law establishes a process and content in statement of charges, minimal time to review the case file, access to all of the evidence, and a right to have an attorney present. Traditionally, the University has required students to speak for themselves and their actions as part of the educational process and development of future leaders. In conversations with the author of the legislation, there was a concern that students might lack the ability to defend themselves in cases that would have repercussions on their plans for graduate/professional schools, professional licensure, or career choices.

There are two general concerns as outcomes of this legislation. Since anonymity of reporters can not be assured, there is an expectation that there will be fewer reports of behavioral misconduct. Also, the insertion of attorneys skilled in legal proceedings may require the University to employ attorneys equally skilled which will increase legal costs, prolong the process, and distract from the content of the transgression.

#### 3. Review of Business Plan

N/A

**4. Fiscal Impact**

Unknown

**5. Description of Competitive Process**

N/A.

**6. Review of Legal Documents**

None.

**7. Parties of Interest**

N/A

**8. Related Transactions**

N/A

**9. Conflicts of Interest**

None.

**RESOLUTION**

**NOW, THEREFORE, BE IT RESOLVED** the Board of Supervisors of Louisiana State University and Agricultural & Mechanical College (the “Board”) does hereby amend the Regulations to re-create Article XI as Article XI. STUDENTS, and it shall read as follows:

Section 1. Student Discipline

The Chancellors, or the President in the case of LSU, shall establish policies and procedures to comply with La. R.S. 17:3394.

**BE IT FURTHER RESOLVED**, the Article titled REPEAL AND AMENDMENT TO REGULATIONS shall be Article XII.

Personnel Actions Requiring Board Approval  
per PM-69

September 17, 2022

Personnel Actions Requiring Board Approval per PM-69  
September 17th, 2022

**LSU A&M**  
**New Appointments**

<u>Name</u>	<u>Title</u>	<u>Effective Date</u>	<u>Compensation</u>		<u>%Change</u>
			<u>Current</u>	<u>Proposed</u>	
Todd Manuel	Vice President of Inclusion, Civil Rights & Title IX	9/01/2022	N/A	\$300,000	N/A

**Terminations**

<u>Name</u>	<u>Title</u>	<u>Effective Date</u>	<u>Compensation</u>
			<u>Current</u>
Jim Sabourin	Vice President of Strategic Communications	10/17/2022	\$258,871

Personnel Actions Requiring Board Approval  
per PM-69

September 17, 2022

Personnel Actions Requiring Board Approval per PM-69  
September 17th, 2022

**LSU A&M**  
**New Appointments**

<u>Name</u>	<u>Title</u>	<u>Effective Date</u>	<u>Compensation</u>		<u>%Change</u>
			<u>Current</u>	<u>Proposed</u>	
Todd Manuel	Vice President of Inclusion, Civil Rights & Title IX	9/01/2022	N/A	\$300,000	N/A

**Terminations**

<u>Name</u>	<u>Title</u>	<u>Effective Date</u>	<u>Compensation</u>
			<u>Current</u>
Jim Sabourin	Vice President of Strategic Communications	10/17/2022	\$258,871



---

## Board of Supervisors

### REPORTS TO THE BOARD

BOARD OF SUPERVISORS MEETING | SEPTEMBER 8-9, 2022



# **Louisiana State University**



**Semi-Annual Financial Report  
For Six-Month Period Ending June 30, 2022**

## Table of Contents

LSU and A&M College	1
LSU Agricultural Center	5
LSU Pennington Biomedical Research Center	10
LSU Alexandria	14
LSU Eunice	19
LSU Shreveport	23
LSU Health Sciences Center - New Orleans	27
LSU Health Sciences Center - Shreveport	33
LSU Health Care Services Division	38



---

**CAMPUS CORRESPONDENCE**

---

*To:* William F. Tate IV  
LSU President

August 12, 2022

*From:* Kimberly J. Lewis  
Executive Vice President of Finance and Administration  
& Chief Administrative Officer

*Subject:* Semi-Annual FY 2022 Financial Report

President Tate,

LSU has completed the 2021-2022 fiscal year within its authorized budget authority. This was the result of the dedication of LSU employees from the vice presidents, deans, and heads of budgetary units to departmental personnel, and individual faculty and staff.

Due to the required submission date of the quarterly report, it should be noted that actual expenditure and revenue data presented in this report are preliminary. The data will be finalized once closing financial transactions are complete and the consolidated financial statements are audited by the Legislative Auditors.

Please let me know if we can provide any additional information about this report.

Attachment

**Appendix A**  
**Semi-Annual Revenues and Expenditures Executive Summary**

<b>Unrestricted Operations</b>		Actual Amount for each semi-annual period in 2021-2022		
	Adjusted Operating Budget	1st & 2nd Quarter	3rd & 4th Quarter	Cumulative Total
<b>Revenues</b>				
General Fund	139,069,854	70,259,501	68,810,353	139,069,854
Statutory Dedications	12,099,636	3,587,334	8,512,302	12,099,636
Interim Emergency Board	0	0	0	0
Interagency Transfers	8,088,354	3,957,160	4,088,548	8,045,708
Interagency Transfers - Federal Stimulus	0	0	0	0
Self Generated Revenues	498,870,309	401,781,711	85,022,252	486,803,963
Federal Funds	0	0	0	0
<b>Total Revenues</b>	<b>658,128,153</b>	<b>479,585,707</b>	<b>166,433,454</b>	<b>646,019,161</b>
<b>Expenditures by Object:</b>				
Salaries		134,035,005	141,267,782	275,302,787
Other Compensation		15,315,604	14,408,804	29,724,409
Related Benefits		56,114,214	60,950,697	117,064,911
Personal Services		<b>205,464,824</b>	<b>216,627,283</b>	<b>422,092,106</b>
Travel		475,720	1,383,444	1,859,165
Operating Services		15,609,878	14,709,417	30,319,295
Supplies		10,786,280	15,032,674	25,818,954
Operating Expenses		<b>26,871,879</b>	<b>31,125,535</b>	<b>57,997,414</b>
Professional Services		3,091,213	4,321,990	7,413,203
Other Charges		88,695,245	59,919,116	148,614,360
Debt Services		0	0	0
Interagency Transfers		961,346	0	961,346
Other Charges		<b>92,747,803</b>	<b>64,241,106</b>	<b>156,988,909</b>
General Acquisitions		2,164,901	6,404,500	8,569,401
Library Acquisitions		158,106	213,225	371,330
Major Repairs		0	0	0
Acquisitions and Major Repairs		<b>2,323,007</b>	<b>6,617,725</b>	<b>8,940,731</b>
<b>Total Expenditures</b>		<b>327,407,513</b>	<b>318,611,648</b>	<b>646,019,161</b>
<b>Expenditures by Function:</b>				
Instruction		103,013,438	114,689,804	217,703,242
Research		28,193,329	42,626,357	70,819,686
Public Service		2,033,954	3,199,005	5,232,959
Academic Support (Includes Library)		38,180,987	54,756,729	92,937,716
Academic Expenditures		<b>171,421,708</b>	<b>215,271,895</b>	<b>386,693,604</b>
Student Services		9,148,390	9,371,431	18,519,821
Institutional Support		24,390,244	22,586,926	46,977,171
Scholarships/Fellowships		89,429,706	40,035,848	129,465,553
Plant Operations/Maintenance		32,232,761	34,533,700	66,766,462
Hospital		0	0	0
Transfers out of agency		784,702	(3,188,151)	(2,403,449)
Athletics		0	0	0
Other		0	0	0
Non-Academic Expenditures		<b>155,985,804</b>	<b>103,339,753</b>	<b>259,325,557</b>
<b>Total Expenditures</b>		<b>327,407,513</b>	<b>318,611,648</b>	<b>646,019,161</b>

	<b>Beginning Acct/Fund Balance</b>	<b>1st &amp; 2nd Quarter Fund Balance</b>	<b>3rd &amp; 4th Quarter Fund Balance</b>
State Appropriations	0	0	0
Restricted Fees	36,391,234	54,604,790	34,339,448
Sales and Services of Educational Activities	14,137,193	11,407,405	11,100,619
Auxiliaries	3,728,078	61,383,759	971,565
Endowment Income	28,266,995	27,731,953	28,417,733
Grants and Contracts	1,355,313	12,495,320	2,227,741
Indirect Cost Recovered	44,616,301	46,855,052	45,752,767
Gifts	5,282,987	3,379,867	5,323,781
Federal Funds	0	0	0
Hospitals	0	0	0
All Other Sources	28,095,464	29,577,259	56,162,594
<b>TOTAL</b>	<b>161,873,566</b>	<b>247,435,403</b>	<b>184,296,248</b>

**Overview and Analysis of Campus Operations**

Revenues:  
 A budget amendment increasing Interagency Transfers by \$323,391 (Lab School Minimum Foundation Program funding) was processed per HB 592. Also included in HB 592 were increases in State General Fund Direct of \$18,625,000. These increases include \$125,000 for Athletic Health & Wellness Study, \$12,500,000 for AI Supercomputer, \$1,000,000 for National Cancer Institute, \$4,000,000 for the Carbon Capture & Hydrogen Fuel Initiative, \$ and \$1,000,000 for Louisiana Geological Survey.

Expenditures:  
 The negative expenditure in the Transfer function is the Athletic Department transfer. This transfer is reflected as a negative expenditure due to the original source of the revenues being recorded in the Athletic Department and so not to "double count" the revenue as prescribed by Governmental Accounting Standards Board (GASB).

# Semi -Annual Overview of Restricted Operations

Campus: *Louisiana State University A&M*

Show Expenditures As Positive	Actual Amount for each Semi-Annual Period in FY 2021-2022						
	Acct/Fund Balance	1st & 2nd Quarter			3rd & 4th Quarter		
		Revenues	Expenses, Transfers, & ICR	Fund Balance	Revenues	Expenses, Transfers, & ICR	Fund Balance
<b>Revenues</b>							
Restricted State Appropriations	0	0	0	0	0	0	0
Restricted Fees	36,391,234	39,978,463	21,764,907	54,604,790	16,948,879	37,214,221	34,339,448
Sales & Svcs of Educ. Activ's	14,137,193	11,919,993	14,649,781	11,407,405	12,124,663	12,431,448	11,100,619
Auxiliaries (List)							0
1 - Athletic Department	(33,759,129)	92,718,704	76,628,886	(17,669,311)	79,714,183	93,801,379	(31,756,508)
2 - Golf Course	714,998	198,143	342,040	571,102	333,860	445,012	459,950
3 - Residential Life	87,548	59,497,750	32,143,705	27,441,594	13,586,356	42,110,054	(1,082,104)
4 - Lab School Cafeteria	349,178	242,244	232,834	358,588	248,651	293,594	313,645
5 - Copier Mgmt & Mailing Services	8,849,147	640,432	401,534	9,088,045	932,738	395,829	9,624,954
6 - University Stores	370,966	4,375,753	4,142,973	603,746	3,262,321	3,362,928	503,139
7 - Parking, Traffic & Transportation	3,690,886	9,106,062	4,757,588	8,039,361	3,424,680	9,191,662	2,272,379
8 - Student Health	3,740,704	9,393,433	6,018,993	7,115,144	3,127,502	7,564,227	2,678,420
9 - Student Media	1,065,644	939,039	478,485	1,526,198	264,506	740,104	1,050,601
10 - Auxiliary Services	6,944,321	1,865,397	965,080	7,844,638	1,569,547	1,781,479	7,632,706
11 - Union	11,673,814	7,296,757	2,505,917	16,464,654	2,330,480	9,520,749	9,274,385
12		0	0	0	0		0
13		0	0	0	0		0
14		0	0	0	0		0
15		0	0	0	0		0
Endowment Income	28,266,995	1,254,655	1,789,697	27,731,953	2,887,080	2,201,300	28,417,733
Grants and Contracts							
Federal	(416,770)	69,836,808	68,893,893	526,145	92,248,325	93,913,133	(1,138,664)
State and Local	880,463	23,672,238	20,531,168	4,021,534	17,652,292	20,668,496	1,005,330
Private	891,619	14,220,744	7,164,722	7,947,641	3,865,962	9,452,528	2,361,075
Indirect Cost Recovered	44,616,301	5,782,358	3,543,607	46,855,052	16,333,440	17,435,725	45,752,767
Gifts	5,282,987	10,265,300	12,168,420	3,379,867	12,593,545	10,649,631	5,323,781
Federal Funds		0	0	0	0		0
Hospitals							
Hospital - Commercial/Self-Pay		0	0	0	0		0
Physician Practice Plans		0	0	0	0		0
Medicare		0	0	0	0		0
Medicaid		0	0	0	0		0
Uncompensated Care Costs		0	0	0	0		0
Sponsored Grants and Contracts		0	0	0	0		0
Sales and Services Other		0	0	0	0		0
All Other Sources	28,095,464	3,818,223	2,336,428	29,577,259	9,720,991	(16,864,345)	56,162,594
<b>TOTAL</b>	<b>161,873,566</b>	<b>367,022,496</b>	<b>281,460,659</b>	<b>247,435,403</b>	<b>293,170,001</b>	<b>356,309,156</b>	<b>184,296,248</b>

## Report on Restricted Operations

**Auxiliaries:** The negative fund balance for Athletics is due to the impact of COVID-19 restrictions on sporting events in FY21.

**Federal Grants:** The University must incur the expenses and seek reimbursement. Revenue is recognized after the expenses are incurred.

**State Grants:** Board of Regents grants provide a large part of the funding in advance, which provides positive cash flow for state projects.

**Indirect Cost Recovered:** The fund balance is comprised of funds that are earmarked to be used as start-up funds for new faculty members, matching funds for grants, high cost maintenance expenses for research equipment or lab renovations, and other unexpected costs. The start up costs can range from \$100,000 for a researcher in Humanities and Social Sciences to \$500,000 for researchers in Engineering to amounts in excess of \$3 million for an internationally renowned researcher in the College of Science.



**Office of the Vice President for Agriculture**

**Date:** August 12, 2022

**To:** William Tate IV, President LSU System  
Louisiana State University

**From:** Matthew R. Lee, Interim Vice President  
LSU Agricultural Center

**Subject:** FY 2021-2022 4<sup>th</sup> Quarter Budget Report

The AgCenter appropriation for FY22 included an increase of \$3.6 million in State General Fund over the FY21 operating budget (excluding supplemental appropriations). The increased support in operational funds for FY 22 was utilized for continuation of existing research, extension, and teaching programs, merit increases, and offset of approximately \$350,000 in increased operational costs (retirement, insurance, and other associated required costs). In the 2022 Legislative Session, an additional \$50,000 was appropriated in the 2022 Regular Legislative Session Supplemental Bill (Act 170) for feral hog eradication.

The AgCenter is tremendously appreciative for the support of the Governor, the Commissioner of Administration, and the legislature. This funding support is invaluable for providing the community extension programs and long-term agricultural research at the core of the AgCenter's mission.

Over the last few years, the AgCenter has made significant changes in the way programs are developed and delivered. The statewide staffing program for agricultural agents was moved from a parish-based model to a broader commodity-based system to meet clientele demands within existing resources. Throughout all functions, attention is being given to meet stakeholder needs, recruit students in agricultural disciplines for 4-H programs and for the College of Agriculture, expand rural economic development initiatives and develop expanded opportunities for sustainable agricultural production.

With all of this in mind, the AgCenter had the following priorities for the fiscal year:

- Extension presence in parishes, both in-person and virtually.
- Continue to refine the commodity-based staffing plan for agricultural agents and develop supportive training strategies and web-based material.
- Provide research and extension faculty to support Louisiana's principal agricultural commodities and emerging areas.
- Development and use of advanced technologies for Precision Agriculture initiatives
- Rural connectivity/broadband
- Examine 4-H programs to effectively increase the overall program offerings and participation with an expanded use of technology for remote learning opportunities.
- Provide a critical mass of faculty at stations and in academic departments, including support for adequate faculty to teach in the College of Agriculture.
- Provide adequate staff, operating support and infrastructure to support faculty programs.
- Capitalize on major grant-funded nutrition initiatives by maintaining adequate faculty to conduct general nutrition education.

The AgCenter has identified funding priorities in the following areas as critical needs in addition to existing core areas:

- Increased Operational Costs
- Plant Biotechnology/Crop Development
- Precision Agriculture/Digital Agriculture
- Food Safety & Security
- Childhood Obesity-Healthy Lifestyles
- 4-H Youth Character & Workforce Development Initiative
- Healthy Communities
- Water Resources
- Rural Broadband Initiative

The AgCenter receives the majority of operational funds through three primary sources:

1. Federal capacity funds,
2. State appropriations, and
3. Local governments/Council/Police Jury/School Board

The AgCenter's primary source of funding is through the state's appropriation. In addition to the state appropriation, a federal appropriation based on a formula is received. This source has been stable, although this could change with pressures at the federal level. Support from local governments has also been stable in previous years, but declining revenues collected by local governments statewide are continuing to threatening this stability. Louisiana agricultural producers provide funds through check-off programs that directly support programs and research initiatives. Additionally, the AgCenter receives funds from technology transfer (intellectual property) and oil and gas royalties, which have been utilized to support salaries and programs in both research and extension.

The AgCenter is continuing to invest funds for information technology needs to replace significantly outdated computers, provide software for ADA compliance, improve connectivity at statewide parish offices and research stations, provide training for faculty and staff on new technology that is essential to remaining in contact with stakeholders and update security measures to combat increased risks to institutional information.

Thank you for the opportunity to describe the AgCenter's priorities and needs and for the ongoing support provided for our programs.

Sincerely,



Matthew R. Lee, Ph. D.  
Interim Vice President for Agriculture  
Interim Dean of the College of Agriculture

cc: Lori Parker  
Hampton Grunewald



**Appendix A  
Semi-Annual Revenues and Expenditures Executive Summary**

<b>Unrestricted Operations</b>		<b>Actual Amount for each semi-annual period in 2021-2022</b>		
	<b>Adjusted Operating Budget</b>	<b>1st &amp; 2nd Quarter</b>	<b>3rd &amp; 4th Quarter</b>	<b>Cumulative Total</b>
<b>Revenues</b>				
General Fund	79,951,870	46,638,592	33,363,278	80,001,870
Statutory Dedications	3,723,146	1,591,300	2,131,846	3,723,146
Interim Emergency Board	0	0	0	0
Interagency Transfers	0	0	0	0
Interagency Transfers - Federal Stimulus	0	0	0	0
Self Generated Revenues	6,807,967	2,213,487	2,225,916	4,439,403
Federal Funds	13,018,275	2,997,005	8,049,277	11,046,281
<b>Total Revenues</b>	<b>103,501,258</b>	<b>53,440,383</b>	<b>45,770,318</b>	<b>99,210,701</b>
<b>Expenditures by Object:</b>				
Salaries		23,606,606	24,382,583	47,989,189
Other Compensation		1,486,657	1,442,342	2,928,999
Related Benefits		14,508,889	13,468,833	27,977,722
Personal Services		<b>39,602,152</b>	<b>39,293,758</b>	<b>78,895,910</b>
Travel		356,412	680,376	1,036,788
Operating Services		6,058,451	4,107,354	10,165,806
Supplies		1,611,957	2,490,262	4,102,218
Operating Expenses		<b>8,026,819</b>	<b>7,277,992</b>	<b>15,304,812</b>
Professional Services		309,936	225,217	535,153
Other Charges		60,168	3,097,766	3,157,934
Debt Services		0	0	0
Interagency Transfers		0	0	0
Other Charges		<b>370,104</b>	<b>3,322,983</b>	<b>3,693,087</b>
General Acquisitions		353,365	963,527	1,316,892
Library Acquisitions		0	0	0
Major Repairs		0	0	0
Acquisitions and Major Repairs		<b>353,365</b>	<b>963,527</b>	<b>1,316,892</b>
<b>Total Expenditures</b>		<b>48,352,440</b>	<b>50,858,261</b>	<b>99,210,701</b>
<b>Expenditures by Function:</b>				
Instruction		59,229	(59,229)	0
Research		13,395,659	15,490,447	28,886,106
Public Service		10,736,399	12,005,490	22,741,889
Academic Support (Includes Library)		1,419,305	1,402,636	2,821,941
Academic Expenditures		<b>25,610,592</b>	<b>28,839,345</b>	<b>54,449,937</b>
Student Services		320	(320)	0
Institutional Support		20,314,954	19,724,368	40,039,322
Scholarships/Fellowships		0	0	0
Plant Operations/Maintenance		2,165,256	2,556,187	4,721,442
Hospital		0	0	0
Transfers out of agency		261,319	(261,319)	0
Athletics		0	0	0
Other		0	0	0
Non-Academic Expenditures		<b>22,741,848</b>	<b>22,018,916</b>	<b>44,760,764</b>
<b>Total Expenditures</b>		<b>48,352,440</b>	<b>50,858,260</b>	<b>99,210,701</b>

**LSU Agricultural Center  
Restricted Operations**

**Semi-Annual Revenues and Expenditures Executive Summary**

	<b>Beginning Acct/Fund Balance</b>	<b>1st &amp; 2nd Quarter Fund Balance</b>	<b>3rd &amp; 4th Quarter Fund Balance</b>
State Appropriations	0	0	0
Restricted Fees	0	0	0
Sales and Services of Educational Activities	3,273,568	3,093,585	3,113,150
Auxiliaries	0	0	0
Endowment Income	1,028,454	304,441	347,738
Grants and Contracts	3,301,621	6,707,627	5,720,367
Indirect Cost Recovered	2,881,976	1,464,213	3,107,165
Gifts	5,238,801	4,890,636	4,249,149
Federal Funds	0	0	0
Hospitals	0	0	0
All Other Sources	14,267,824	18,223,835	17,385,159
<b>TOTAL</b>	<b>29,992,244</b>	<b>34,684,338</b>	<b>33,922,728</b>

**Overview and Analysis of Campus Operations**

--

# Semi -Annual Overview of Restricted Operations

Campus: *LSU Agricultural Center*

Show Expenditures As Positive	Actual Amount for each Semi-Annual Period in FY 2021-2022						
	Acct/Fund Balance	1st & 2nd Quarter			3rd & 4th Quarter		
		Revenues	Expenses, Transfers, & ICR	Fund Balance	Revenues	Expenses, Transfers, & ICR	Fund Balance
<b>Revenues</b>							
Restricted State Appropriations		0		0	0		0
Restricted Fees		0		0	0		0
Sales & Svcs of Educ. Activ's	3,273,568	663,510	843,492	3,093,585	1,025,796	1,006,232	3,113,150
Auxiliaries (List)							0
1		0		0	0		0
2		0		0	0		0
3		0		0	0		0
4		0		0	0		0
5		0		0	0		0
6		0		0	0		0
7		0		0	0		0
8		0		0	0		0
9		0		0	0		0
10		0		0	0		0
11		0		0	0		0
12		0		0	0		0
13		0		0	0		0
14		0		0	0		0
15		0		0	0		0
Endowment Income	1,028,454	(650,807)	73,206	304,441	205,100	161,803	347,738
Grants and Contracts							
Federal	(49,849)	3,810,797	3,879,746	(118,798)	4,561,301	4,478,905	(36,402)
State and Local	2,114,802	8,393,918	6,945,369	3,563,352	8,144,731	7,734,465	3,973,618
Private	1,236,667	4,490,594	2,464,188	3,263,074	1,204,245	2,684,168	1,783,151
Indirect Cost Recovered	2,881,976	1,141,640	2,559,403	1,464,213	1,645,402	2,450	3,107,165
Gifts	5,238,801	1,029,008	1,377,173	4,890,636	1,093,151	1,734,638	4,249,149
Federal Funds		0		0	0		0
Hospitals							
Hospital - Commercial/Self-Pay		0		0	0		0
Physician Practice Plans		0		0	0		0
Medicare		0		0	0		0
Medicaid		0		0	0		0
Uncompensated Care Costs		0		0	0		0
Sponsored Grants and Contracts		0		0	0		0
Sales and Services Other		0		0	0		0
All Other Sources	14,267,824	3,814,158	(141,852)	18,223,835	3,079,458	3,918,133	17,385,159
<b>TOTAL</b>	<b>29,992,244</b>	<b>22,692,819</b>	<b>18,000,725</b>	<b>34,684,338</b>	<b>20,959,184</b>	<b>21,720,793</b>	<b>33,922,728</b>

## Report on Restricted Operations

## **Semi-Annual Budget Summary Narrative**

**For the Period Ending June 30, 2022**

### **Revenues**

Unrestricted Revenues were received as anticipated. Expenditures were as anticipated. Restricted revenues in the form of gifts, grants and contracts were received at expected levels. All other collections are within expected levels.

The Pennington Biomedical Research Center Stores Auxiliary was not able to sustain a positive fund balance at the end of fiscal year 2022. We continue to closely monitor the Stores to ensure its operations remain viable.

### **Expenditures**

Unrestricted expenditures have tracked within budget. Restricted funds expenditures are within expected parameters. There are no unexpected or material variances in relation to the budget. Overall, expenditure budgets are in line with expected expenditures for FY 2022.



---

John P. Kirwan, Ph.D.  
Executive Director

**Appendix A  
Semi-Annual Revenues and Expenditures Executive Summary**

<b>Unrestricted Operations</b>		<b>Actual Amount for each semi-annual period in 2021-2022</b>		
	<b>Adjusted Operating Budget</b>	<b>1st &amp; 2nd Quarter</b>	<b>3rd &amp; 4th Quarter</b>	<b>Cumulative Total</b>
<b>Revenues</b>				
General Fund	24,695,553	0	0	0
Statutory Dedications	81,061	0	0	0
Interim Emergency Board	0	0	0	0
Interagency Transfers	0	0	0	0
Interagency Transfers - Federal Stimulus	0	0	0	0
Self Generated Revenues	845,561	0	0	0
Federal Funds	0	0	0	0
<b>Total Revenues</b>	<b>25,622,175</b>	<b>0</b>	<b>0</b>	<b>0</b>
<b>Expenditures by Object:</b>				
Salaries		6,950,405	0	6,950,405
Other Compensation		674,482	0	674,482
Related Benefits		2,813,590	0	2,813,590
Personal Services		<b>10,438,477</b>	<b>0</b>	<b>10,438,477</b>
Travel		5,920	0	5,920
Operating Services		254,856	0	254,856
Supplies		726,212	0	726,212
Operating Expenses		<b>986,988</b>	<b>0</b>	<b>986,988</b>
Professional Services		273,236	0	273,236
Other Charges		8,781	0	8,781
Debt Services		0	0	0
Interagency Transfers		0	0	0
Other Charges		<b>282,017</b>	<b>0</b>	<b>282,017</b>
General Acquisitions			0	0
Library Acquisitions		0	0	0
Major Repairs		91,457	0	91,457
Acquisitions and Major Repairs		<b>91,457</b>	<b>0</b>	<b>91,457</b>
<b>Total Expenditures</b>		<b>11,798,939</b>	<b>0</b>	<b>11,798,939</b>
<b>Expenditures by Function:</b>				
Instruction		105	0	105
Research		3,092,304	0	3,092,304
Public Service		231,425	0	231,425
Academic Support (Includes Library)		2,723,774	0	2,723,774
Academic Expenditures		<b>6,047,608</b>	<b>0</b>	<b>6,047,608</b>
Student Services		0	0	0
Institutional Support		2,765,842	0	2,765,842
Scholarships/Fellowships		0	0	0
Plant Operations/Maintenance		2,985,447	0	2,985,447
Hospital		0	0	0
Transfers out of agency		42	0	42
Athletics		0	0	0
Other		0	0	0
Non-Academic Expenditures		<b>5,751,331</b>	<b>0</b>	<b>5,751,331</b>
<b>Total Expenditures</b>		<b>11,798,939</b>	<b>0</b>	<b>11,798,939</b>

	<b>Beginning Acct/Fund Balance</b>	<b>1st &amp; 2nd Quarter Fund Balance</b>	<b>3rd &amp; 4th Quarter Fund Balance</b>
State Appropriations	0	0	0
Restricted Fees	0	0	0
Sales and Services of Educational Activities	270,836	327,921	426,583
Auxiliaries	430	(29,096)	(81,910)
Endowment Income	0	0	0
Grants and Contracts	1,243,512	123,525	1,281,070
Indirect Cost Recovered	2,468,045	2,413,716	3,686,991
Gifts	610,712	887,349	727,846
Federal Funds	0	0	0
Hospitals	0	0	0
All Other Sources	200,400	219,845	436,441
<b>TOTAL</b>	<b>4,793,936</b>	<b>3,943,260</b>	<b>6,477,021</b>

**Overview and Analysis of Campus Operations**

**Revenues**

Unrestricted Revenues were received as anticipated. Expenditures were as anticipated. Restricted revenues in the form of gifts, grants and contracts were received at expected levels. All other collections are within expected levels.

The Pennington Biomedical Research Center Stores Auxiliary was not able to sustain a positive fund balance at the end of fiscal year 2022. We continue to closely monitor the Stores to ensure its operations remain viable.

**Expenditures**

Unrestricted expenditures have tracked within budget. Restricted funds expenditures are within expected parameters. There are no unexpected or material variances in relation to the budget. Overall, expenditure budgets are in line with expected expenditures for FY 2022.

**Semi -Annual Overview of Restricted Operations**

Campus: Pennington Biomedical Research Center

Show Expenditures As Positive		Actual Amount for each Semi-Annual Period in FY 2021-2022					
		1st & 2nd Quarter			3rd & 4th Quarter		
	Acct/Fund Balance	Revenues	Expenses, Transfers, & ICR	Fund Balance	Revenues	Expenses, Transfers, & ICR	Fund Balance
<b>Revenues</b>							
Restricted State Appropriations		0		0	0		0
Restricted Fees		0		0	0		0
Sales & Svcs of Educ. Activ's	270,836	202,022	144,938	327,921	299,354	200,692	426,583
Auxiliaries (List)		0	0	0			0
Pennington Stores	430	589,500	619,026	(29,096)	726,519	779,333	(81,910)
2		0		0	0		0
3		0		0	0		0
4		0		0	0		0
5		0		0	0		0
6		0		0	0		0
7		0		0	0		0
8		0		0	0		0
9		0		0	0		0
10		0		0	0		0
11		0		0	0		0
12		0		0	0		0
13		0		0	0		0
14		0		0	0		0
15		0		0	0		0
Endowment Income		0		0	0		0
<b>Grants and Contracts</b>							
Federal	(619,740)	9,843,477	9,768,696	(544,959)	13,701,203	13,108,410	47,834
State and Local	330,365	795,890	887,054	239,201	641,611	758,557	122,255
Private	1,532,887	3,688,966	4,792,570	429,283	6,144,645	5,462,947	1,110,981
Indirect Cost Recovered	2,468,045	3,919,565	3,973,894	2,413,716	3,813,561	2,540,286	3,686,991
Gifts	610,712	1,068,791	792,153	887,349	754,521	914,024	727,846
Federal Funds		0		0	0		0
Hospitals							
Hospital - Commercial/Self-Pay		0		0	0		0
Physician Practice Plans		0		0	0		0
Medicare		0		0	0		0
Medicaid		0		0	0		0
Uncompensated Care Costs		0		0	0		0
Sponsored Grants and Contracts		0		0	0		0
Sales and Services Other		0		0	0		0
All Other Sources	200,400	142,758	123,314	219,845	353,967	137,371	436,441
<b>TOTAL</b>	<b>4,793,936</b>	<b>20,250,969</b>	<b>21,101,645</b>	<b>3,943,260</b>	<b>26,435,381</b>	<b>23,901,620</b>	<b>6,477,021</b>

**Report on Restricted Operations**

**Louisiana State University of Alexandria**  
**Semi-Annual Financial Report Narrative**

Overview and Analysis of Campus Operations:

FY22 ended as anticipated. Year-end balance projections set in January were once again on target. With enrollment up in all semesters, revenue greatly exceeded projections. This allowed for several positions to be filled mid-year and several other needed positions to be created. Funds were also allocated to facility related and deferred maintenance items. Outside of addressing key needs, the additional unallocated revenue was not pushed back into department budgets. This allowed for expenditures to be covered in many restricted and auxiliary accounts with negative balances.

The university also continued with priorities that were set at the beginning of the year in enrollment and retention efforts. Again, this past year, several internal structural and leadership changes were made to better align staffing and resources and to position the institution for additional enrollment growth - both on-campus and online. The continued effort in these areas has resulted in continued increases in enrollment. Fall 2022 is once again expected to see an overall increase of near 5+ percent.

From solely a financial standpoint, fiscal year 2022 was the best year in well over 12 years; however, "best" is relative. This marks the second year in a row with such notation. While much progress was made, much more is needed before the university can be considered in good shape financially.

Highlights include:

- Total Assets rising from \$66,563,289 to \$67,866,145. An increase of 1.9%.
- The University was able to absorb \$1.1M payment to Academic Partnerships without dipping in to reserved funding. This was made possible by unallocated revenue due to enrollment increases.
- Online revenue reached \$9,693,448. This is a 522% increase over FY17 revenue of ~\$1.5M. For reference, on-campus tuition revenue dropped 60% over that same period... ~\$16M to ~\$6.5M. This stat more than any other emphasizes our dependency on online programs.
- Received \$270,000 for dental hygiene program that will be available in FY23.



Report on Restricted Operations:

FY22 was a good year for restricted and auxiliary balances. Aux ended the year up \$597,221.75 to a total of \$3,393,904.51. Restricted ended the year up \$570,587.18 to \$5,312,156.93. With these balances again healthy, FY23 will focus on spending all current revenue while maintaining health balances where applicable.

Of note:

- Athletics, which was near (\$1.2M) just two short years ago, ended the year at (\$284,093). This is a significant improvement and allows for better spending/management in future years. This area has been a focus since FY2019, and the results are evident.
- Continuing Education ended with a positive balance -- a first in over 9 years.
- Children's Center ended with a balance of \$284,284. Much work has been put in to this area and the results are significant.

**Appendix A  
Semi-Annual Revenues and Expenditures Executive Summary**

<b>Unrestricted Operations</b>		<b>Actual Amount for each semi-annual period in 2021-2022</b>		
	<b>Adjusted Operating Budget</b>	<b>1st &amp; 2nd Quarter</b>	<b>3rd &amp; 4th Quarter</b>	<b>Cumulative Total</b>
<b>Revenues</b>				
General Fund	5,868,185	3,423,108	2,715,077	6,138,185
Statutory Dedications	230,930	110,384	120,546	230,930
Interim Emergency Board	0	0	0	0
Interagency Transfers	0	0	0	0
Interagency Transfers - Federal Stimulus	0	0	0	0
Self Generated Revenues	21,785,025	17,905,753	2,818,139	20,723,892
Federal Funds	0	0	0	0
<b>Total Revenues</b>	<b>27,884,140</b>	<b>21,439,245</b>	<b>5,653,762</b>	<b>27,093,007</b>
<b>Expenditures by Object:</b>				
Salaries		5,957,806	5,287,125	11,244,931
Other Compensation		101,635	128,535	230,170
Related Benefits		2,885,947	3,135,727	6,021,674
Personal Services		<b>8,945,388</b>	<b>8,551,387</b>	<b>17,496,775</b>
Travel		28,028	56,593	84,621
Operating Services		1,420,730	736,823	2,157,553
Supplies		662,770	330,716	993,486
Operating Expenses		<b>2,111,528</b>	<b>1,124,132</b>	<b>3,235,660</b>
Professional Services		641,995	2,487,801	3,129,796
Other Charges		882,555	2,285,300	3,167,855
Debt Services		0	0	0
Interagency Transfers		0	0	0
Other Charges		<b>1,524,550</b>	<b>4,773,101</b>	<b>6,297,651</b>
General Acquisitions		41,798	21,122	62,920
Library Acquisitions		0	0	0
Major Repairs		0	0	0
Acquisitions and Major Repairs		<b>41,798</b>	<b>21,122</b>	<b>62,920</b>
<b>Total Expenditures</b>		<b>12,623,264</b>	<b>14,469,743</b>	<b>27,093,007</b>
<b>Expenditures by Function:</b>				
Instruction		3,852,264	6,128,600	9,980,864
Research		0	0	0
Public Service		0	0	0
Academic Support (Includes Library)		1,004,283	904,387	1,908,670
Academic Expenditures		<b>4,856,547</b>	<b>7,032,988</b>	<b>11,889,535</b>
Student Services		848,272	735,161	1,583,433
Institutional Support		4,228,830	4,435,339	8,664,169
Scholarships/Fellowships		867,247	816,023	1,683,270
Plant Operations/Maintenance		1,822,368	1,161,972	2,984,340
Hospital		0	0	0
Transfers out of agency		0	288,261	288,261
Athletics		0	0	0
Other		0	0	0
Non-Academic Expenditures		<b>7,766,717</b>	<b>7,436,756</b>	<b>15,203,473</b>
<b>Total Expenditures</b>		<b>12,623,264</b>	<b>14,469,743</b>	<b>27,093,007</b>

	<b>Beginning Acct/Fund Balance</b>	<b>1st &amp; 2nd Quarter Fund Balance</b>	<b>3rd &amp; 4th Quarter Fund Balance</b>
State Appropriations	0	0	0
Restricted Fees	4,209,119	4,993,606	4,281,856
Sales and Services of Educational Activities	379,793	456,497	400,717
Auxiliaries	2,817,952	3,484,388	3,416,051
Endowment Income	1,077,001	1,075,313	1,080,382
Grants and Contracts	(178,970)	332,922	142,536
Indirect Cost Recovered	14,369	14,369	14,369
Gifts	219,563	217,363	150,917
Federal Funds	0	0	0
Hospitals	0	0	0
All Other Sources	97,696	102,787	120,948
<b>TOTAL</b>	<b>8,636,523</b>	<b>10,677,245</b>	<b>9,607,776</b>

**Overview and Analysis of Campus Operations**

FY22 ended as anticipated. Year-end balance projections set in January were once again on target. With enrollment up in all semesters, revenue greatly exceeded projections. This allowed for several positions to be filled mid-year and several other needed positions to be created. Funds were also allocated to facility related and deferred maintenance items. Outside of addressing key needs, the additional unallocated revenue was not pushed back in to department budgets. This allowed for expenditures to be covered in many restricted and auxiliary accounts with negative balances.

The university also continued with priorities that were set at the beginning of the year in enrollment and retention efforts. Several internal structural and leadership changes were made to better align staffing and resources and to position the institution for additional enrollment growth - both on-campus and online.

From solely a financial standpoint, fiscal year 2021 was the best year in well over 12 years; however, "best" is relative. While much progress was made, much more is needed before the university can be considered in good shape financially.

Highlights include:

Total Assets rose from \$66,563,289 to \$67,866,145. An increase of 1.9%.

Absorbed \$1.1M payment to Academic Partnerships without dipping in to reserved funding.

Online revenue: \$9,693,448. This is a 522% increase over FY17 revenue of ~\$1.5M. For reference, on-campus tuition revenue dropped 60% over that same period... ~\$16M to ~\$6.5M. This stat more than any other emphasizes our dependency on online programs.

Received \$270,000 for dental hygiene program that will be available in FY23.

# Semi -Annual Overview of Restricted Operations

Campus: *LSU of Alexandria*

Show Expenditures As Positive	Actual Amount for each Semi-Annual Period in FY 2021-2022						
	Acct/Fund Balance	1st & 2nd Quarter			3rd & 4th Quarter		
		Revenues	Expenses, Transfers, & ICR	Fund Balance	Revenues	Expenses, Transfers, & ICR	Fund Balance
<b>Revenues</b>							
Restricted State Appropriations		0		0	0		0
Restricted Fees	4,209,119	1,336,859	552,372	4,993,606	337,674	1,049,424	4,281,856
Sales & Svcs of Educ. Activ's	379,793	93,014	16,310	456,497	7,559	63,339	400,717
Auxiliaries (List)							0
1 - Athletic Department	(354,351)	952,002	562,916	34,735	147,910	466,738	(284,093)
2 - Bookstore	1,143,385	74,537	2,067	1,215,855	62,123	104,341	1,173,637
3 - Child Care Center	313	369,374	116,914	252,773	41,112	9,601	284,284
4 - Campus Housing	46,708	80,746	104,298	23,156	130,388	96,345	57,199
5 - Campus Card Operations	2,561	2,518	3,359	1,720	333	2,053	(0)
6 - Duplications & Copy	27,211	5,354	73,805	(41,240)	15,769	(4,849)	(20,622)
7 - Golf Course	(9,920)	35,927	50,703	(24,696)	38,117	13,456	(35)
8 - Museum	67,757	0	144,544	(76,787)	300,139	167,667	55,685
9 - Newspaper	27,786	2,880	2,425	28,241	240	11,211	17,270
10 - Parking, Street & Safety	933,290	105,518	3,777	1,035,031	24,522	0	1,059,553
11 - Union	864,291	320,554	218,166	966,679	62,838	26,246	1,003,271
12 - Yearbook	68,921	0		68,921	981	0	69,902
13		0		0	0		0
14		0		0	0		0
15		0		0	0		0
Endowment Income	1,077,001	10,142	11,830	1,075,313	17,928	12,859	1,080,382
Grants and Contracts							
Federal	(1,121)	9,650,660	9,682,875	(33,336)	6,557,762	6,527,857	(3,431)
State and Local	(76,526)	588,355	292,870	218,959	317,371	394,871	141,459
Private	(101,323)	382,829	134,207	147,299	(65,196)	77,595	4,508
Indirect Cost Recovered	14,369	0		14,369	0		14,369
Gifts	219,563	348,386	350,586	217,363	397,875	464,321	150,917
Federal Funds		0		0	0		0
Hospitals							
Hospital - Commercial/Self-Pay		0		0	0		0
Physician Practice Plans		0		0	0		0
Medicare		0		0	0		0
Medicaid		0		0	0		0
Uncompensated Care Costs		0		0	0		0
Sponsored Grants and Contracts		0		0	0		0
Sales and Services Other		0		0	0		0
All Other Sources	97,696	5,091		102,787	19,759	1,598	120,948
<b>TOTAL</b>	<b>8,636,523</b>	<b>14,364,746</b>	<b>12,324,024</b>	<b>10,677,245</b>	<b>8,415,204</b>	<b>9,484,673</b>	<b>9,607,776</b>

## Report on Restricted Operations

FY22 was a good year for restricted and auxiliary balances. Aux ended the year up \$597,221.75 to a total of \$3,393,904.51. Restricted ended the year up \$570,587.18 to \$5,312,156.93. With these balances again healthy, FY23 will focus on spending all current revenue while maintaining health balances where applicable.

Of note: Athletics, which was near (\$1.2M) just two short years ago, ended the year at (\$284,093). This is a significant improvement and allows for better spending/management in future years.

Continuing Education ended with a positive balance -- a first in over 9 years.

Children's Center ended with a balance of \$284,284. Much work has been put in to this area and the results are significant.



Final Financial Report  
Narrative FY 2021-22

**Overview and Analysis of Campus Operations**

Unrestricted Revenues were less than budgeted/anticipated due to a decline in enrollment. Overall fall 2021 enrollment decreased 3.8% from the Fall 2020 semester. Spring 2022 enrollment decreased 1.2%. Expenditures were monitored closely and a spending freeze was put in place to help offset the revenue decreases due to enrollment declines. Enrollment and retention efforts continue to be a top priority along with organizational restructuring to better service students.

**Report on restricted operations:**

Auxiliary revenues also fell below budgeted projections due to the decline in enrollment. Auxiliary expenditures continue to be closely monitored.

**Appendix A**  
**Semi-Annual Revenues and Expenditures Executive Summary**

<b>Unrestricted Operations</b>		Actual Amount for each semi-annual period in 2021-2022		
	Adjusted Operating Budget	1st & 2nd Quarter	3rd & 4th Quarter	Cumulative Total
<b>Revenues</b>				
General Fund	4,978,053	2,903,866	2,074,187	4,978,053
Statutory Dedications	214,940	102,741	112,199	214,940
Interim Emergency Board	0	0	0	0
Interagency Transfers	0	0	0	0
Interagency Transfers - Federal Stimulus	0	0	0	0
Self Generated Revenues	10,628,383	8,801,166	758,673	9,559,839
Federal Funds	0	0	0	0
<b>Total Revenues</b>	<b>15,821,376</b>	<b>11,807,773</b>	<b>2,945,058</b>	<b>14,752,832</b>
<b>Expenditures by Object:</b>				
Salaries		3,924,240	3,637,904	7,562,143
Other Compensation		56,896	79,066	135,962
Related Benefits		1,930,839	2,133,197	4,064,036
Personal Services		<b>5,911,975</b>	<b>5,850,167</b>	<b>11,762,141</b>
Travel		19,554	33,407	52,961
Operating Services		1,101,940	380,682	1,482,622
Supplies		435,683	106,953	542,636
Operating Expenses		<b>1,557,177</b>	<b>521,042</b>	<b>2,078,219</b>
Professional Services		10,686	125,878	136,565
Other Charges		680,715	79,535	760,250
Debt Services		0	0	0
Interagency Transfers		0	0	0
Other Charges		<b>691,401</b>	<b>205,413</b>	<b>896,815</b>
General Acquisitions		9,325	6,332	15,657
Library Acquisitions		0	0	0
Major Repairs		0	0	0
Acquisitions and Major Repairs		<b>9,325</b>	<b>6,332</b>	<b>15,657</b>
<b>Total Expenditures</b>		<b>8,169,878</b>	<b>6,582,954</b>	<b>14,752,832</b>
<b>Expenditures by Function:</b>				
Instruction		2,493,345	2,361,992	4,855,337
Research		0	0	0
Public Service		0	0	0
Academic Support (Includes Library)		225,973	203,355	429,328
Academic Expenditures		<b>2,719,318</b>	<b>2,565,348</b>	<b>5,284,665</b>
Student Services		387,927	396,401	784,328
Institutional Support		3,058,489	2,215,234	5,273,723
Scholarships/Fellowships		675,015	658,962	1,333,977
Plant Operations/Maintenance		1,329,129	784,513	2,113,641
Hospital		0	0	0
Transfers out of agency		0	(37,502)	(37,502)
Athletics		0	0	0
Other		0	0	0
Non-Academic Expenditures		<b>5,450,560</b>	<b>4,017,606</b>	<b>9,468,166</b>
<b>Total Expenditures</b>		<b>8,169,878</b>	<b>6,582,954</b>	<b>14,752,832</b>

**LSU Eunice  
Restricted Operations**

**Semi-Annual Revenues and Expenditures Executive Summary**

	<b>Beginning Acct/Fund Balance</b>	<b>1st &amp; 2nd Quarter Fund Balance</b>	<b>3rd &amp; 4th Quarter Fund Balance</b>
State Appropriations	0	0	0
Restricted Fees	1,103,257	1,708,022	1,280,544
Sales and Services of Educational Activities	0	0	0
Auxiliaries	585,996	1,795,580	421,280
Endowment Income	142,986	142,305	143,129
Grants and Contracts	5,702	130,918	(36,919)
Indirect Cost Recovered	0	0	0
Gifts	96,525	106,185	205,631
Federal Funds	0	0	0
Hospitals	0	0	0
All Other Sources	82,484	82,540	101,694
<b>TOTAL</b>	<b>2,016,950</b>	<b>3,965,551</b>	<b>2,115,358</b>

**Overview and Analysis of Campus Operations**

Unrestricted Revenues were lower than anticipated due to a decreases in enrollment. Overall 2021 fall enrollment decreased 3.8% from the Fall 2020 semester, Spring 2022 enrollment decreased 1.2%. Enrollment and retention efforts continue to be a top priority along with organizational restructuring to better service students.

# Semi -Annual Overview of Restricted Operations

Campus: **LSU Eunice**

Show Expenditures As Positive	Actual Amount for each Semi-Annual Period in FY 2021-2022						
	Acct/Fund Balance	1st & 2nd Quarter			3rd & 4th Quarter		
		Revenues	Expenses, Transfers, & ICR	Fund Balance	Revenues	Expenses, Transfers, & ICR	Fund Balance
<b>Revenues</b>							
Restricted State Appropriations		0		0	0		0
Restricted Fees	1,103,257	854,533	249,768	1,708,022	(53,967)	373,511	1,280,544
Sales & Svcs of Educ. Activ's	0	0		0	0		0
Auxiliaries (List)							0
1 Bookstore	301,490	721,086	556,025	466,552	578,033	814,725	229,860
2 Union	400,889	182,724	29,046	554,567	52,593	140,984	466,175
3 Athletics	(657,062)	832,525	496,684	(321,222)	97,922	608,369	(831,668)
4 Media	64,616	6,917	305	71,228	1,527	413	72,341
5 Housing	476,064	1,085,833	537,441	1,024,456	58,223	598,107	484,572
6		0		0	0		0
7		0		0	0		0
8		0		0	0		0
9		0		0	0		0
10		0		0	0		0
11		0		0	0		0
12		0		0	0		0
13		0		0	0		0
14		0		0	0		0
15		0		0	0		0
Endowment Income	142,986	17,553	18,234	142,305	6,650	5,826	143,129
Grants and Contracts							
Federal		7,054,993	7,240,805	(185,812)	7,048,576	6,862,763	0
State and Local	7	430,651	156,928	273,730	(58,043)	202,302	13,386
Private	5,695	40,000	2,695	43,000	(91,960)	1,346	(50,305)
Indirect Cost Recovered		0		0	0		0
Gifts	96,525	287,116	277,456	106,185	547,761	448,315	205,631
Federal Funds		0		0	0		0
Hospitals							
Hospital - Commercial/Self-Pay		0		0	0		0
Physician Practice Plans		0		0	0		0
Medicare		0		0	0		0
Medicaid		0		0	0		0
Uncompensated Care Costs		0		0	0		0
Sponsored Grants and Contracts		0		0	0		0
Sales and Services Other		0		0	0		0
All Other Sources	82,484	465	409	82,540	18,744	(409)	101,694
<b>TOTAL</b>	<b>2,016,950</b>	<b>11,514,395</b>	<b>9,565,795</b>	<b>3,965,551</b>	<b>8,206,060</b>	<b>10,056,252</b>	<b>2,115,358</b>

## Report on Restricted Operations

Auxiliary revenues were down due to decreases in enrollment.  
 Restricted Private grants are showing a deficit due to year end deferred revenue entries





SHREVEPORT

Chancellor's Office  
318.797.5200 (Fax) 318.797.5180

One University Place  
Shreveport, LA 71115-2399

August 9, 2022

President William F. Tate, IV  
Louisiana State University  
3810 West Lakeshore Drive  
Baton Rouge, La 70808  
Subject: Fiscal Year 2021-22  
For Period Ended June 30, 2022

Dear President Tate:

Since the last reporting period, the Board of Regents (BOR) has reviewed the House Resolution 150 Study, focused on the LSUS Commitment Plan of 2012. The BOR accepted the Study on 3/23/22. In doing so, the BOR imposed an annual update report requirement over the next five years concerning LSUS curriculum development and collaboration with other institutions, primarily LSU A&M and LSUHS. Greater LSUS/LSUHS collaboration was already happening prior to the BOR action, including LSUS providing General Education coursework in support of the LSUHNO/LSUHS nursing program, new joint program pathways and LSUHS faculty/students utilizing the LSUS Cyber Collaboratory and/or new Human Performance Lab. More recently, since your speech to the Shreveport Rotary Club, LSUHS and LSUS have agreed to a co-location goal of LSUS occupying two floors of the planned LSUHS research building. LSUS will utilize these floors in support of an expected future nursing program and for faculty conducting health-related research, primarily involving cancer research.

LSUS was in deficit mode for the entire fiscal year because of declining enrollment, primarily in online programs. The University halted planning for major self-funded improvements on campus and imposed close scrutiny on all other expenditures for the year. Even with these strong pro-active steps, LSUS ended the year with a deficit of \$3.0M. This amount was off-set by an indemnification from LSUOnline of \$1.8M and the further movement of \$1.2M in expenditures to permitted carryover special fund accounts. We currently expect total fall enrollment to be between 8,200 and 8,400 students, a smaller decline than projected this past spring. LSUOnline and LSUS are continuing to work together to try to grow enrollment for spring. As a footnote, LSUS enrollment topped out at 9,955 students in 2020.

We have continued to work through the COVID Pandemic issues related to a safe return to campus. LSUS required testing of all unvaccinated students, staff and faculty through the spring semester. Our staff & faculty were over 90% vaccinated and our student population remained at around 68% vaccinated. However, we will not renew this program (our CARES Act funding has been utilized). We will continue to emphasize social distancing in the size of face-to-face classes. The wearing of facial masks will be voluntary. However, we are asking people to be respectful of those choosing to mask-up.

LSUS is in the process of establishing a Strategic Plan Task Force to create a new LSUS Strategic Plan. The work of the Task Force will be submitted to the LSUS Planning Council for ultimate University review and support. The Task Force will be focused on new directions and priorities for the University, including to more strategically align with both LSUHS and LSU, especially to the Scholarship First and Pentagon initiatives.

Sincerely,  
*Larry Clark*  
Larry Clark  
Chancellor

## Appendix A Semi-Annual Revenues and Expenditures Executive Summary

Unrestricted Operations		Actual Amount for each semi-annual period in 2021-2022		
	Adjusted Operating Budget	1st & 2nd Quarter	3rd & 4th Quarter	Cumulative Total
<b>Revenues</b>				
General Fund	11,269,981	5,990,824	5,279,157	11,269,981
Statutory Dedications	543,538	259,811	283,727	543,538
Interim Emergency Board	0	0	0	0
Interagency Transfers	0	0	0	0
Interagency Transfers - Federal Stimulus	0	0	0	0
Self Generated Revenues	55,994,397	43,272,449	11,231,132	54,503,581
Federal Funds	0	0	0	0
<b>Total Revenues</b>	<b>67,807,916</b>	<b>49,523,083</b>	<b>16,794,016</b>	<b>66,317,099</b>
<b>Expenditures by Object:</b>				
Salaries		12,569,720	11,288,921	23,858,641
Other Compensation		218,622	291,852	510,473
Related Benefits		5,485,497	5,746,337	11,231,834
Personal Services		<b>18,273,839</b>	<b>17,327,110</b>	<b>35,600,949</b>
Travel		31,456	129,588	161,044
Operating Services		3,045,939	3,442,932	6,488,871
Supplies		1,217,582	588,588	1,806,170
Operating Expenses		<b>4,294,977</b>	<b>4,161,108</b>	<b>8,456,084</b>
Professional Services		12,347,151	5,992,444	18,339,595
Other Charges		4,669,905	(1,674,819)	2,995,085
Debt Services		0	0	0
Interagency Transfers		0	0	0
Other Charges		<b>17,017,056</b>	<b>4,317,625</b>	<b>21,334,681</b>
General Acquisitions		519,127	406,258	925,385
Library Acquisitions		0	0	0
Major Repairs		0	0	0
Acquisitions and Major Repairs		<b>519,127</b>	<b>406,258</b>	<b>925,385</b>
<b>Total Expenditures</b>		<b>40,104,999</b>	<b>26,212,100</b>	<b>66,317,099</b>
<b>Expenditures by Function:</b>				
Instruction		21,619,280	11,848,002	33,467,282
Research		20,694	98,242	118,936
Public Service		(12,423)	16,218	3,795
Academic Support (Includes Library)		1,737,014	1,764,588	3,501,603
Academic Expenditures		<b>23,364,565</b>	<b>13,727,050</b>	<b>37,091,616</b>
Student Services		951,768	838,868	1,790,636
Institutional Support		9,003,530	9,398,551	18,402,081
Scholarships/Fellowships		946,219	855,059	1,801,278
Plant Operations/Maintenance		5,838,916	1,392,572	7,231,489
Hospital		0	0	0
Transfers out of agency		0	0	0
Athletics		0	0	0
Other		0	0	0
Non-Academic Expenditures		<b>16,740,434</b>	<b>12,485,050</b>	<b>29,225,484</b>
<b>Total Expenditures</b>		<b>40,104,999</b>	<b>26,212,100</b>	<b>66,317,099</b>

**LSU Shreveport  
Restricted Operations**

**Semi-Annual Revenues and Expenditures Executive Summary**

	<b>Beginning Acct/Fund Balance</b>	<b>1st &amp; 2nd Quarter Fund Balance</b>	<b>3rd &amp; 4th Quarter Fund Balance</b>
State Appropriations	0	0	0
Restricted Fees	9,559,132	12,047,997	10,506,976
Sales and Services of Educational Activities	103,985	638,510	729,275
Auxiliaries	(1,222,667)	(713,788)	(1,535,681)
Endowment Income	0	0	0
Grants and Contracts	(344,361)	255,179	(721,500)
Indirect Cost Recovered	700,210	723,100	639,161
Gifts	698,109	135,485	386,252
Federal Funds	0	0	0
Hospitals	0	0	0
All Other Sources	1,226,174	1,143,154	1,539,344
<b>TOTAL</b>	<b>10,720,582</b>	<b>14,229,636</b>	<b>11,543,826</b>

**Overview and Analysis of Campus Operations**

--

**Semi -Annual Overview of Restricted Operations**

Campus: *LSU Shreveport*

Show Expenditures As Positive	Actual Amount for each Semi-Annual Period in FY 2021-2022						
	Acct/Fund Balance	1st & 2nd Quarter			3rd & 4th Quarter		
		Revenues	Expenses, Transfers, & ICR	Fund Balance	Revenues	Expenses, Transfers, & ICR	Fund Balance
<b>Revenues</b>							
Restricted State Appropriations		0		0	0		0
Restricted Fees	9,559,132	5,174,216	2,685,351	12,047,997	1,466,134	3,007,156	10,506,976
Sales & Svcs of Educ. Activ's	103,985	157,430	(377,095)	638,510	79,757	(11,007)	729,275
Auxiliaries (List)							0
1 - University Center	(450,462)	124,976	166,498	(491,984)	37,304	159,172	(613,852)
2 - Food Service	(518,954)	135,700	239,181	(622,434)	162,599	245,624	(705,459)
3 - Bookstore	(281,898)	24,651	19	(257,267)	29,498	157	(227,926)
4 - Pilots Pointe Apartments, LLC	(361,095)	1,346,430	1,546,944	(561,609)	285,156	186,760	(463,213)
5 - Athletics	389,742	1,828,220	998,456	1,219,506	514,789	1,259,526	474,769
6		0		0	0		0
7		0		0	0		0
8		0		0	0		0
9		0		0	0		0
10		0		0	0		0
11		0		0	0		0
12		0		0	0		0
13		0		0	0		0
14		0		0	0		0
15		0		0	0		0
Endowment Income		0		0	0		0
Grants and Contracts							
Federal	(345,808)	2,145,968	2,916,974	(1,116,814)	7,732,392	7,227,010	(611,432)
State and Local	(106,446)	1,674,051	381,352	1,186,253	(752,127)	561,143	(127,017)
Private	107,892	247,695	169,848	185,739	(71,681)	97,109	16,950
Indirect Cost Recovered	700,210	42,566	19,676	723,100	85,955	169,893	639,161
Gifts	698,109	235,098	797,722	135,485	909,726	658,959	386,252
Federal Funds		0		0	0		0
Hospitals							
Hospital - Commercial/Self-Pay		0		0	0		0
Physician Practice Plans		0		0	0		0
Medicare		0		0	0		0
Medicaid		0		0	0		0
Uncompensated Care Costs		0		0	0		0
Sponsored Grants and Contracts		0		0	0		0
Sales and Services Other		0		0	0		0
All Other Sources	1,226,174	361,011	444,032	1,143,154	770,995	374,805	1,539,344
<b>TOTAL</b>	<b>10,720,582</b>	<b>13,498,013</b>	<b>9,988,958</b>	<b>14,229,636</b>	<b>11,250,498</b>	<b>13,936,308</b>	<b>11,543,826</b>

**Report on Restricted Operations**

--



**Chancellor's Narrative**  
**FY 2021-22 Semi-Annual Financial Report**  
**July 1, 2021 – June 30, 2022**

Fiscal Year 2021-2022 was a challenging year bringing financial and psychological impacts of the global pandemic and various weather events, unprecedented turnover of the University's leadership team and other senior administrators, as well as challenges in hiring and maintaining a sufficient workforce to further our three prong mission of instruction, research, and public service. The LSU Health Sciences Center is extremely appreciative of the support of the Governor, the State Division of Administration, and the Legislature in reinvesting in Higher Education. As a result of this partnership as well as the unwavering dedication of our faculty and staff, the University was able to overcome these challenges and continues on a path towards financial stability and institutional progress. A few of our more notable headlines are provided below.

- Patent issued for LSU Health & LSU invented tracking surgical headlight/camera system
- LSU Health Faculty elected as 1 of 14 American Society for Cell Biology Fellows
- LSU Health Faculty received National Institute of Health Director's Transformative Research Award.
- LSU Health Faculty appointed to the National Institute of Health Advisory Council
- LSU Health School of Nursing 1<sup>st</sup> Fellowship Program selected by National Learning Collaborate to improve care for medically underserved.
- LSU Health rediscovers anatomy to correct "common knowledge" about hip muscles
- LSU Health discovery deemed cancer research landmark
- LSU Health Precision Medicine Lab earns College of American Pathologist Accreditation
- LSU Health and Xavier partner on Medical School early acceptance program
- National Cancer Institute recognizes LSU Health among the Top 5 community sites for Cancer Clinical Trial Participants
- Lancet Journal Commentary cites significance of LSU Health obesity-cancer research
- LSU Health faculty named to Ophthalmologist's 2022 Power List naming the Top 100 most influential people in the world of Ophthalmology
- LSU Health School of Nursing School Ranked #10 in the U.S.
- LSU Health earns highest Louisiana Department of Health WellSpot Designation

In addition to providing some of our notable accomplishments, provided are some fiscal items of note on the attached semi-annual financial report. LSU Health Sciences Center in New Orleans was appropriated \$154,473,777 in FY 2021-22 which includes an additional \$2M received in the Supplemental Appropriation Bill to provide for new dental chairs in the School of Dentistry student clinics. Most of the changes from the prior year report are due to state general funds being replaced in FY 2020-2021 with federal COVID relief funds, and then restored as general funds in the FY 2021-2022 appropriation.

Revenues from appropriations include general fund revenue, statutory dedication revenue Supporting Education in Louisiana First (SELF), and self-generated revenue. The self-generated revenues consist of three components: student tuition and fees; sales and services of educational departments; and other appropriated self-generated sources.

The self-generated revenue showed a net increase due to additional student enrollment in the new Internationally Educated Dentists Program (IEDP) in the School of Dentistry and as a result of moving the School of Public Health Bachelor degree program to an online format. The IEDP program allows dentists holding a degree from countries outside the United States to enter our program as third-year dental students following successful completion of the IEDP Advanced Placement Skills and Knowledge Assessment curriculum. It should be noted however, that even though the University shows a net increase, there was an alarmingly large decrease in the School of Medicine of students who did not return in the Spring of 2022.

The University's overall expenses increased in FY 2021-2022 by \$43M. Salaries and Wages increased by a mere 1.74% as a result of a modest 2% cost of living adjustment provided to unclassified employees and the required annual market adjustments provided to the University's classified staff.

As a result of pandemic travel restrictions being lifted, our faculty and staff have resumed academic and business related travel. Although this category increased by 174.97% over prior year, the \$1.4M spent on travel in FY 2021-2022 is well below pre-pandemic travel expenses of \$3M in fiscal year 2019.

Just as rising utility costs are felt at home, the University is not immune to rising utility costs as a result of the many natural disasters and other weather events in addition to powering additional buildings, such as our new Center for Advanced Learning and Simulation. Our utility expenditures increased by 9.22% with the majority in electricity cost increases.

The bulk of the University's \$43M increase in expenses is due to expansion of our partnership with the Louisiana Department of Health in support of the State's Medicaid Program and increased property insurance costs through the Office of Risk Management. The University has fiscal responsibility for the Managed Care Incentive Payment Program for our area hospital partners and has also added a program for regional dentists which accounts for the increased expenditures.

As noted above, the significant increase in unrestricted operations acquisitions is due to the supplemental appropriations for the dental student clinic dental chairs.

Our restricted operations show cumulative revenue over expenses of \$333M. It should be noted however, that as the name implies, this balance includes restricted operations that are restricted to certain uses and cannot be used in all circumstances to our more generalized operating needs and challenges. The industry benchmark for resource sufficiency and flexibility to be able to respond to unforeseen circumstances such as pandemics, weather events, and decreases in enrollment is to maintain an unrestricted reserve sufficient to cover a minimum of 16 weeks of core operating expenses. The University's sufficiency and flexibility ratio averages 12 weeks. Although we are

making progress on this metric, our partnerships with LDH accounts for the majority of the ground we were able to gain in this regard.

The historical deficit in the sales and services of educational activities is mainly due to our student and faculty dental clinic operations which has been heavily subsidized by the University in the past. The new Medicaid Incentive Program with LDH has allowed that deficit to be reduced in half.

Although our auxiliary operations still maintain a positive fund balance, continued emphasis is needed for corrective actions to limit losses in the cafeteria and the bookstore.

LSU Health Sciences Center New Orleans is looking forward to the future and working strategically with our sister institutions to improve the quality of education, research and public service provided to the State of Louisiana and to become a catalyst in helping the State achieve National NCI Cancer designation.

**Appendix A  
Semi-Annual Revenues and Expenditures Executive Summary**

<b>Unrestricted Operations</b>		<b>Actual Amount for each semi-annual period in 2021-2022</b>		
	<b>Adjusted Operating Budget</b>	<b>1st &amp; 2nd Quarter</b>	<b>3rd &amp; 4th Quarter</b>	<b>Cumulative Total</b>
<b>Revenues</b>				
General Fund	83,182,543	40,591,272	42,591,271	83,182,543
Statutory Dedications	3,554,855	1,699,219	1,855,636	3,554,855
Interim Emergency Board	0	0	0	0
Interagency Transfers	0	0	0	0
Interagency Transfers - Federal Stimulus	0	0	0	0
Self Generated Revenues	67,736,379	61,711,968	4,364,722	66,076,690
Federal Funds	0	0	0	0
<b>Total Revenues</b>	<b>154,473,777</b>	<b>104,002,459</b>	<b>48,811,629</b>	<b>152,814,088</b>
<b>Expenditures by Object:</b>				
Salaries		31,942,347	32,885,515	64,827,862
Other Compensation		685,966	641,240	1,327,206
Related Benefits		11,203,710	9,146,589	20,350,299
Personal Services		<b>43,832,023</b>	<b>42,673,344</b>	<b>86,505,366</b>
Travel		31,384	141,238	172,623
Operating Services		8,273,274	15,340,645	23,613,919
Supplies		1,539,555	2,275,655	3,815,209
Operating Expenses		<b>9,844,213</b>	<b>17,757,538</b>	<b>27,601,751</b>
Professional Services		484,576	997,149	1,481,725
Other Charges		3,769,759	15,610,040	19,379,799
Debt Services		3,008	260,877	263,885
Interagency Transfers		13,404,901	1,924,253	15,329,154
Other Charges		<b>17,662,244</b>	<b>18,792,319</b>	<b>36,454,563</b>
General Acquisitions		77,669	2,119,083	2,196,751
Library Acquisitions		1,270	4,019	5,289
Major Repairs		50,368	0	50,368
Acquisitions and Major Repairs		<b>129,307</b>	<b>2,123,101</b>	<b>2,252,408</b>
<b>Total Expenditures</b>		<b>71,467,786</b>	<b>81,346,302</b>	<b>152,814,088</b>
<b>Expenditures by Function:</b>				
Instruction		25,909,685	29,980,210	55,889,895
Research		1,702,006	4,492,456	6,194,463
Public Service		383,206	7,448,797	7,832,003
Academic Support (Includes Library)		7,689,604	8,162,276	15,851,880
Academic Expenditures		<b>35,684,502</b>	<b>50,083,739</b>	<b>85,768,241</b>
Student Services		1,832,630	1,832,135	3,664,764
Institutional Support		16,725,802	12,339,860	29,065,663
Scholarships/Fellowships		2,319,883	1,888,668	4,208,551
Plant Operations/Maintenance		14,878,616	15,003,678	29,882,294
Hospital		0	0	0
Transfers out of agency		26,354	198,222	224,576
Athletics		0	0	0
Other		0	0	0
Non-Academic Expenditures		<b>35,783,284</b>	<b>31,262,563</b>	<b>67,045,847</b>
<b>Total Expenditures</b>		<b>71,467,786</b>	<b>81,346,302</b>	<b>152,814,088</b>



	Beginning Acct/Fund Balance	1st & 2nd Quarter Fund Balance	3rd & 4th Quarter Fund Balance
State Appropriations	0	0	0
Restricted Fees	3,358,464	4,179,560	3,741,592
Sales and Services of Educational Activities	(12,686,209)	(13,619,895)	(6,160,951)
Auxiliaries	2,149,404	3,461,719	1,566,726
Endowment Income	1,149,499	1,016,084	1,154,143
Grants and Contracts	217,698,584	193,191,050	260,172,506
Indirect Cost Recovered	31,304,253	8,659,648	38,297,487
Gifts	414,318	386,957	462,715
Federal Funds	0	0	0
Hospitals	22,737,733	31,506,641	30,587,808
All Other Sources	9,591,044	2,995,039	3,239,118
<b>TOTAL</b>	<b>275,717,090</b>	<b>231,776,802</b>	<b>333,061,144</b>

**Overview and Analysis of Campus Operations**

**Revenues**

LSU Health Sciences Center in New Orleans was appropriated \$154,473,777 in FY 2021-22 which includes an additional \$2M received in the Supplemental Appropriation Bill to provide for new dental chairs in the School of Dentistry student clinics. Most of the changes from the prior year report are due to state general funds being replaced in FY 2020-2021 with federal COVID relief funds, and then restored as general funds in the FY 2021-2022 appropriation.

Statutory Dedication Revenue are derived from the SELF fund for past faculty pay plans.

Self-Generated Revenue consist of three components: student tuition and fees; sales and services of educational departments; and other sources. Self-generated revenues increased by \$723,900 with the majority increase in Non-Resident Student Fees within the School of Dentistry and Student Excellence Fees in the School of Public Health.

**Expenditures**

The University's overall expenses increased in FY 2021-2022 by \$43M. Salaries and Wages increased by a mere 1.74% as a result of a modest 2% cost of living adjustment provided to unclassified employees and the required annual market adjustments provided to the University's classified staff.

As a result of pandemic travel restrictions being lifted, our faculty and staff have resumed academic and business related travel. Although this category increased by 174.97% over prior year, the \$1.4M spent on travel in FY 2021-2022 is well below pre-pandemic travel expenses of \$3M in fiscal year 2019.

Just as rising utility costs are felt at home, the University is not immune to rising utility costs as a result of the many natural disasters and other weather events in addition to powering additional buildings, such as our new Center for Advanced Learning and Simulation. Our utility expenditures increased by 9.22% with the majority in electricity cost increases.

**Semi -Annual Overview of Restricted Operations**

Campus: *LSU Health Sciences Center - New Orleans*

Show Expenditures As Positive	Actual Amount for each Semi-Annual Period in FY 2021-2022						
	Acct/Fund Balance	1st & 2nd Quarter			3rd & 4th Quarter		
		Revenues	Expenses, Transfers, & ICR	Fund Balance	Revenues	Expenses, Transfers, & ICR	Fund Balance
<b>Revenues</b>							
Restricted State Appropriations		0		0	0		0
Restricted Fees	3,358,464	1,568,871	747,776	4,179,560	89,157	527,124	3,741,592
Sales & Sves of Educ. Activ's	(12,686,209)	1,516,546	2,450,232	(13,619,895)	9,652,153	2,193,209	(6,160,951)
Auxiliaries (List)							0
1 Bookstore	(1,542,495)	3,086,109	2,535,604	(991,990)	2,303,533	3,109,298	(1,797,755)
2 Cafeteria	(3,367,144)	382,681	691,920	(3,676,383)	430,444	807,164	(4,053,103)
3 Student Housing	1,721,452	859,784	467,056	2,114,180	692,836	1,057,130	1,749,887
4 Parking	5,680,132	771,774	334,231	6,117,675	442,619	418,544	6,141,750
5 HSC Stores	(342,542)	1,448,433	1,207,655	(101,763)	1,336,111	1,708,400	(474,053)
6 Auxiliary Administration	0	0	(0)	0	0	0	(0)
7				0			0
8				0			0
9				0			0
10				0			0
11				0			0
12				0			0
13				0			0
14				0			0
15				0			0
Endowment Income	1,149,499	871,854	1,005,269	1,016,084	1,331,168	1,193,109	1,154,143
Grants and Contracts							
Federal	100,014	13,441,795	19,253,327	(5,711,519)	28,254,227	22,067,399	475,310
State and Local	9,690,548	5,954,427	8,641,605	7,003,370	12,294,563	9,872,574	9,425,360
Private	207,908,022	182,524,355	198,533,179	191,899,198	515,977,372	457,604,733	250,271,836
Indirect Cost Recovered	31,304,253	9,170,304	31,814,910	8,659,648	26,856,016	(2,781,823)	38,297,487
Gifts	414,318	539,778	567,139	386,957	681,006	605,248	462,715
Federal Funds				0			0
Hospitals							
Hospital - Commercial/Self-Pay				0			0
Physician Practice Plans	22,737,733	10,391,017	1,622,109	31,506,641	9,351,341	10,270,174	30,587,808
Medicare				0			0
Medicaid				0			0
Uncompensated Care Costs				0			0
Sponsored Grants and Contracts				0			0
Sales and Services Other				0			0
All Other Sources	9,591,044	145,892	6,741,897	2,995,039	4,320,666	4,076,587	3,239,118
<b>TOTAL</b>	<b>275,717,090</b>	<b>232,673,622</b>	<b>276,613,910</b>	<b>231,776,802</b>	<b>614,013,213</b>	<b>512,728,871</b>	<b>333,061,144</b>

**Report on Restricted Operations**

The bulk of the University's \$43M increase in expenses is due to expansion of our partnership with the Louisiana Department of Health in support of the State's Medicaid Program and increased property insurance costs through the Office of Risk Management. The University has fiscal responsibility for the Managed Care Incentive Payment Program for our area hospital partners and has also added a program for regional dentists which accounts for the increased expenditures.

Although our auxiliary operations still maintain a positive fund balance, continued emphasis is needed for corrective actions to limit losses in the cafeteria and the bookstore.

**LSU Health Sciences Center - Shreveport  
Bi-Annual Financial Reporting Narrative  
FY 2021-2022 as of June 30, 2022**

**Appropriation: Revenues and Expenditures**

Operating Budget revenue includes state general funds direct, statutory dedications (tobacco tax and self-fund), and self-generated (tuition and fees) funding. The Operating Budget expenditures include costs associated with the operation of three schools (Medicine, Allied Health, and Graduate Studies) and multiple Centers, and including legacy costs associated with the transition of three hospitals from state management to public-private partnerships.

The original academic FY 2021-2022 operating budget appropriation includes the following spending authority:

State General Funds Direct	62,192,633
Statutory Dedications	6,863,867
University Tuition and Fees	24,830,224
<b>TOTAL</b>	<b>\$93,886,724</b>

With an approved BA-7 #1 under ACT 170 in the amount of \$5,000,000 the FY 2021-2022 operating budget appropriation changed as follows:

State General Funds Direct	67,192,633
Statutory Dedications	6,863,867
University Tuition and Fees	24,830,224
<b>TOTAL</b>	<b>\$98,886,724</b>

The State General Funds Direct appropriation receipts of **\$67,192,633** includes: approximately **\$14.0 million** dedicated to support the hospitals' (SHV Hospital, EACMC, and HPLMC) legacy costs including risk management premiums, retiree health and life, and residual HPLMC property maintenance, **\$1.020 million** for Feist Weiller Cancer Center (FWCC) general operations, **\$894,444** for research enhancement, **\$750,000** for the FWCC Mobile Screening Unit, **\$904,606** for Office of Research Nano Scan Pet/CT Scan, **\$319,600** for Office of Research Digital Radiology System, and **\$5 million** for the Ochsner LSU Monroe Cancer Center.

The Statutory Dedications budget of **\$6,863,867** includes: Tobacco funds of **\$4.352 million** for FWCC Cancer Center operations, SELF funds of **\$2.312 million** for

support of faculty salaries, and Sales Tax allocation of **\$200,000** for the Simple Science Program managed by Diversity Affairs. Note the statutory dedication tobacco funds receipts were short approximately (**\$203K**).

The University tuition and fees of **\$24.83** million support the general operations of the Schools of Medicine, Allied Health Professionals and Graduate Studies.

### **Public-Private Hospital Partnerships**

The LSU Shreveport Hospital and E.A. Conway Medical Center originally transferred from state to private management effective October 1, 2013. Huey P. Long Medical Center in Pineville discontinued patient care services on June 30, 2014.

Effective October 1, 2018, the management of the LSU Shreveport Hospital and E.A. Conway Medical Center changed from BRFHH to the Ochsner LSU Health System of North Louisiana (OLHS-NL).

In accordance with R.S. 39:366.11, the Board of Supervisors and Joint Legislative Committee on Budget approved the Cooperative Endeavor Agreement (CEA) by and among the State of Louisiana (State), acting by and through the Louisiana Division of Administration (DOA), Board of Supervisors of Louisiana State University and Agricultural and Mechanical College (LSU), and Ochsner LSU Health System of North Louisiana (OLHS-NL), a private Louisiana nonprofit corporation. The CEA and service agreements cover the hospital and clinic facilities in Shreveport and Monroe. The Joint Venture CEA, effective October 1, 2018, for an initial term of ten (10) years, replaces the BRFHH Public-Private Partnership CEA. Also, effective October 1, 2018, Ochsner LSU Health System of North Louisiana (OLHS-NL) is the sole member of "Ochsner LSU Physician Group" or "OLPG" which means LSU Health Sciences Center-Shreveport Faculty Group Practice d/b/a Ochsner LSU Physician Group, a Louisiana nonprofit corporation, which operates the clinical practices of HSC-S Physicians and HSC-S Practitioners. OLPG is a nonprofit corporation that, prior to the Commencement Date, operated as the practice plan of the Medical School faculty under a Memorandum of Understanding through which the FGP contracted with HSC-S for clinical and other services of HSC-S Physicians and HSC-S Practitioners.

**Appendix A**  
**Semi-Annual Revenues and Expenditures Executive Summary**

<b>Unrestricted Operations</b>		Actual Amount for each semi-annual period in 2021-2022		
	Adjusted Operating Budget	1st & 2nd Quarter	3rd & 4th Quarter	Cumulative Total
<b>Revenues</b>				
General Fund	67,192,633	36,279,034	30,913,598	67,192,632
Statutory Dedications	6,863,867	2,575,184	4,085,697	6,660,881
Interim Emergency Board	0	0	0	0
Interagency Transfers	0	0	0	0
Interagency Transfers - Federal Stimulus	0	0	0	0
Self Generated Revenues	24,830,224	23,378,598	743,847	24,122,445
Federal Funds	0	0	0	0
<b>Total Revenues</b>	<b>98,886,724</b>	<b>62,232,816</b>	<b>35,743,142</b>	<b>97,975,958</b>
<b>Expenditures by Object:</b>				
Salaries	27,488,829	17,378,532	10,039,084	27,417,616
Other Compensation	2,341,640	5,346,476	(809,395)	4,537,081
Related Benefits	24,427,919	12,624,871	9,949,601	22,574,472
Personal Services	<b>54,258,388</b>	<b>35,349,879</b>	<b>19,179,290</b>	<b>54,529,169</b>
Travel	201,164	31,170	64,140	95,310
Operating Services	21,633,009	12,238,321	9,754,417	21,992,738
Supplies	1,340,503	300,390	729,887	1,030,277
Operating Expenses	<b>23,174,676</b>	<b>12,569,881</b>	<b>10,548,444</b>	<b>23,118,325</b>
Professional Services	577,674	1,177,606	292,629	1,470,235
Other Charges	4,601,392	1,701,819	6,826,399	8,528,218
Debt Services	0	0	0	0
Interagency Transfers	8,235,783	3,863,583	4,683,573	8,547,156
Other Charges	<b>13,414,849</b>	<b>6,743,008</b>	<b>11,802,601</b>	<b>18,545,609</b>
General Acquisitions	8,028,811	354,825	1,428,030	1,782,855
Library Acquisitions	10,000	145	(145)	0
Major Repairs	0	0	0	0
Acquisitions and Major Repairs	<b>8,038,811</b>	<b>354,970</b>	<b>1,427,885</b>	<b>1,782,855</b>
<b>Total Expenditures</b>	<b>98,886,724</b>	<b>55,017,738</b>	<b>42,958,220</b>	<b>97,975,958</b>
<b>Expenditures by Function:</b>				
Instruction	19,694,903	15,536,985	3,936,310	19,473,295
Research	17,083,246	8,742,663	9,028,648	17,771,311
Public Service	4,465,010	69,299	5,111,990	5,181,289
Academic Support (Includes Library)	8,409,178	4,302,290	5,422,479	9,724,769
Academic Expenditures	<b>49,652,337</b>	<b>28,651,237</b>	<b>23,499,427</b>	<b>52,150,664</b>
Student Services	3,169,330	1,200,608	1,276,832	2,477,440
Institutional Support	33,048,137	17,371,400	12,049,153	29,420,553
Scholarships/Fellowships	3,390,182	1,505,116	1,622,681	3,127,797
Plant Operations/Maintenance	5,805,008	2,400,414	5,136,713	7,537,127
Hospital	4,230,790	1,831,512	1,804,689	3,636,201
Transfers out of agency	0	0	0	0
Athletics	0	0	0	0
Other	(409,060)	2,057,451	(2,431,275)	(373,824)
Non-Academic Expenditures	<b>49,234,387</b>	<b>26,366,501</b>	<b>19,458,793</b>	<b>45,825,294</b>
<b>Total Expenditures</b>	<b>98,886,724</b>	<b>55,017,738</b>	<b>42,958,220</b>	<b>97,975,958</b>

**LSUHSC Shreveport  
Restricted Operations**

**Semi-Annual Revenues and Expenditures Executive Summary**

	<b>Beginning Acct/Fund Balance</b>	<b>1st &amp; 2nd Quarter Fund Balance</b>	<b>3rd &amp; 4th Quarter Fund Balance</b>
State Appropriations	0	0	0
Restricted Fees	1,253,261	1,313,994	1,522,872
Sales and Services of Educational Activities	85,808,642	82,892,118	59,441,592
Auxiliaries	14,202,715	13,802,298	13,954,405
Endowment Income	15,354,624	16,911,974	17,158,714
Grants and Contracts	99,754,256	102,863,287	103,010,256
Indirect Cost Recovered	(10,171,700)	(10,084,163)	(7,215,248)
Gifts	(12,578)	(12,658)	(2,658)
Federal Funds	0	0	0
Hospitals	(37,504,313)	(37,640,480)	(37,607,428)
All Other Sources	5,117,113	5,452,955	6,319,938
<b>TOTAL</b>	<b>173,802,020</b>	<b>175,499,325</b>	<b>156,582,443</b>

**Overview and Analysis of Campus Operations**

**Ending December 31, 2021 Restricted Operations (1st & 2nd Quarters):**

(1) **Hospitals** net fund balance for the three hospitals is due to the pre and post financial support transactions associated with the original state initiated hospital public/private partnership transition from state management

**Ending June 30, 2022 Operating Unrestricted and Restricted Operations (3rd & 4th Quarters):**

(1) Fiscal Year 2022 Financials will not be finalized until end of August 22

(2) **Hospitals** net fund balance for the three hospitals is due to the pre and post financial support transactions associated with the original state initiated hospital public/private partnership transition from state management

Semi -Annual Overview of Restricted Operations

Campus: *LSUHSC Shreveport*

Show Expenditures As Positive	Actual Amount for each Semi-Annual Period in FY 2021-2022						
	Acct/Fund Balance	1st & 2nd Quarter			3rd & 4th Quarter		
		Revenues	Expenses, Transfers, & ICR	Fund Balance	Revenues	Expenses, Transfers, & ICR	Fund Balance
<b>Revenues</b>							
Restricted State Appropriations	0	0	0	0	0	0	0
Restricted Fees	1,253,261	259,680	198,947	1,313,994	490,300	281,422	1,522,872
Sales & Svcs of Educ. Activ's	85,808,642	21,770,421	24,686,945	82,892,118	31,188,024	54,638,550	59,441,592
Auxiliaries (List)							0
Bookstore	2,182,564	366,093	412,895	2,135,762	341,432	294,780	2,182,414
Cafeteria	4,096,085	18,588	0	4,114,673	30,114	0	4,144,787
General Service Store	(664,362)	0	1,402	(665,764)	0	(1,402)	(664,362)
Gift Shop	24,497	57	0	24,554	146	0	24,700
Linwood Apartments	1,075,302	1,983	0	1,077,285	5,097	0	1,082,382
Microcomputers	(66,503)	565,004	535,999	(37,498)	337,783	348,489	(48,204)
Networking	637,741	8,050	9,177	636,614	13,367	1,907	648,074
Parking	(415,785)	6,771	14,874	(423,888)	(6,771)	(14,874)	(415,785)
Printing	1,353,054	164,908	106,316	1,411,646	204,374	177,347	1,438,673
Rental Properties	1,361,018	123,555	38,462	1,446,111	61,065	39,524	1,467,652
Student Union	1,207,994	104,498	710,116	602,376	13,181	8,035	607,522
Telecommunications	3,411,110	475,683	406,366	3,480,427	645,615	639,490	3,486,552
Endowment Income	15,354,624	2,479,010	921,660	16,911,974	2,051,094	1,804,354	17,158,714
Grants and Contracts							
Federal	6,251	1,186,894	8,425,974	(7,232,829)	13,211,805	11,314,977	(5,336,001)
State and Local	17,313,189	1,843,292	18,433,095	723,386	4,393,792	3,573,840	1,543,338
Private	82,434,816	136,704,188	109,766,274	109,372,730	120,685,711	123,255,522	106,802,919
Indirect Cost Recovered	(10,171,700)	2,305,317	2,217,780	(10,084,163)	2,948,412	79,497	(7,215,248)
Gifts	(12,578)	0	80	(12,658)	10,000	0	(2,658)
Federal Funds	0	0	0	0	0	0	0
Hospitals							
Hospital - Commercial/Self-Pay	0	0	0	0	0	0	0
Physician Practice Plans	0	0	0	0	0	0	0
Medicare	0	0	0	0	0	0	0
Medicaid	0	0	0	0	0	0	0
Uncompensated Care Costs	0	0	0	0	0	0	0
Sponsored Grants and Contracts	0	0	0	0	0	0	0
Sales and Services Other - Shreveport	(27,056,387)	(38,984)	97,183	(27,192,554)	(12,811)	(45,863)	(27,159,502)
Sales and Services Other - EA Conway	(6,991,465)	0	0	(6,991,465)	0	0	(6,991,465)
Sales and Services Other - Huey P. Long	(3,456,461)	0	0	(3,456,461)	0	0	(3,456,461)
All Other Sources	5,117,113	337,518	1,676	5,452,955	867,363	380	6,319,938
<b>TOTAL</b>	<b>173,802,020</b>	<b>168,682,526</b>	<b>166,985,221</b>	<b>175,499,325</b>	<b>177,479,093</b>	<b>196,395,975</b>	<b>156,582,443</b>

Report on Restricted Operations

Ending December 31, 2021 Restricted Operations (1st & 2nd Quarters):

(1) Hospitals net fund balance for the three hospitals is due to the pre and post financial support transactions associated with the original state initiated hospital public/private partnership transition from state management

Ending June 30, 2022 Operating Unrestricted and Restricted Operations (3rd & 4th Quarters):

(1) Fiscal Year 2022 Financials will not be finalized until end of August 22

(2) Hospitals net fund balance for the three hospitals is due to the pre and post financial support transactions associated with the original state initiated hospital public/private partnership transition from state management



TO: Tyler Kearney  
AVP Finance & Administration  
LSU System

FROM: Lisa Augustus  
Budget  
LSU Health Care Services Division

DATE: August 12, 2022

RE: Semi-Annual Financial Report  
for period ending June 30, 2022

We have compiled the Semi-Annual Financial Report for period ending June 30, 2022 for the LSU Health Care Services Division.

Major developments during this year included:

Actual:

Unrestricted Operations

- In FY22, HCSD was appropriated \$20,510,471 in General Fund to cover legacy costs associated with partnered hospitals. The FY2021 General Fund appropriation for legacy operations was \$20.3 Increase due to ORM premiums rate increase.
- Lallie Kemp Regional Medical Center was appropriated \$4,473,309 in General Fund for FY22.
- LSU HCSD Operating Budget increased from FY2021 \$63,479,784 to FY2022 \$72,866,542. Market Rate classified \$885,692, ORM Premium increase \$472,774, and Civil Service decrease (\$1,637) and increase \$2,464 Office of State Procurement. There was a mid-level budget adjustment of \$8,027,465 to adjust the budget to current year costs associated with the operation of Lallie Kemp Regional Medical Center for patient care.

Restricted Operations -

- Central Office expenses are off budget this fiscal year. Therefore, Central Office expenses and revenues are being reported in restricted operations.
- \$97,994,988.74 in lease payment received at end of June 30, 2022.
- \$34,397 was received from partners for contracted services performed by HCSD ending June 30, 2022.
- \$3,312 was received in FEMA revenue for period ending June 30, 2022.

cc:

Dr. Wayne Wilbright  
Lanette Buie  
Lisa Bruhl  
Chad Thompson



**Appendix A  
Semi-Annual Revenues and Expenditures Executive Summary**

<b>Unrestricted Operations</b>		<b>Actual Amount for each semi-annual period in 2021-2022</b>		
	<b>Adjusted Operating Budget</b>	<b>1st &amp; 2nd Quarter</b>	<b>3rd &amp; 4th Quarter</b>	<b>Cumulative Total</b>
<b>Revenues</b>				
General Fund	24,983,780	12,491,890	12,491,890	24,983,780
Statutory Dedications	0	0	0	0
Interim Emergency Board	0	0	0	0
Interagency Transfers	18,121,686	11,365,008	5,213,161	16,578,169
Interagency Transfers - Federal Stimulus	0	0	0	0
Self Generated Revenues	24,625,578	13,652,149	11,354,526	25,006,676
Federal Funds	5,135,498	2,578,616	2,369,460	4,948,076
<b>Total Revenues</b>	<b>72,866,542</b>	<b>40,087,663</b>	<b>31,429,037</b>	<b>71,516,701</b>
<b>Expenditures by Object:</b>				
Salaries		10,524,263	10,161,451	20,685,714
Other Compensation		505,693	493,134	998,827
Related Benefits		4,970,564	5,182,453	10,153,017
Personal Services		<b>16,000,521</b>	<b>15,837,038</b>	<b>31,837,558</b>
Travel		0	120	120
Operating Services		1,940,906	4,219,443	6,160,349
Supplies		5,631,284	4,628,614	10,259,898
Operating Expenses		<b>7,572,191</b>	<b>8,848,177</b>	<b>16,420,367</b>
Professional Services		1,460,132	2,079,960	3,540,092
Other Charges		9,982	5,970	15,952
Debt Services		0	0	0
Interagency Transfers		9,531,716	10,148,122	19,679,838
Other Charges		<b>11,001,830</b>	<b>12,234,052</b>	<b>23,235,882</b>
General Acquisitions		324,782	(313,114)	11,668
Library Acquisitions		0	0	0
Major Repairs		0	11,225	11,225
Acquisitions and Major Repairs		<b>324,782</b>	<b>(301,889)</b>	<b>22,893</b>
<b>Total Expenditures</b>		<b>34,899,323</b>	<b>36,617,377</b>	<b>71,516,701</b>
<b>Expenditures by Function:</b>				
Instruction		0	0	0
Research		0	0	0
Public Service		0	0	0
Academic Support (Includes Library)		0	0	0
Academic Expenditures		<b>0</b>	<b>0</b>	<b>0</b>
Student Services		0	0	0
Institutional Support		0	0	0
Scholarships/Fellowships		0	0	0
Plant Operations/Maintenance		0	0	0
Hospital		0	0	0
Transfers out of agency		0	0	0
Athletics		0	0	0
Other		0	0	0
Non-Academic Expenditures		<b>0</b>	<b>0</b>	<b>0</b>
<b>Total Expenditures</b>		<b>0</b>	<b>0</b>	<b>0</b>

	<b>Beginning Acct/Fund Balance</b>	<b>1st &amp; 2nd Quarter Fund Balance</b>	<b>3rd &amp; 4th Quarter Fund Balance</b>
State Appropriations	0	0	0
Restricted Fees	0	0	0
Sales and Services of Educational Activities	0	0	0
Auxiliaries	0	0	0
Endowment Income	0	0	0
Grants and Contracts	0	0	0
Indirect Cost Recovered	0	0	0
Gifts	0	0	0
Federal Funds	0	0	0
Hospitals	0	0	0
All Other Sources	67,936,700	87,851,684	69,994,578
<b>TOTAL</b>	<b>67,936,700</b>	<b>87,851,684</b>	<b>69,994,578</b>

**Overview and Analysis of Campus Operations**

\*\*\* \$20,870,072 of revenue for Hospital Lease payment received by 12/31/2021 was not transferred to Treasurer's Office until 1/11/2022.

**Semi -Annual Overview of Restricted Operations**

Campus: *LSU Health Care Services Division*

Show Expenditures As Positive	Actual Amount for each Semi-Annual Period in FY 2021-2022						
	Acct/Fund Balance	1st & 2nd Quarter			3rd & 4th Quarter		
		Revenues	Expenses, Transfers, & ICR	Fund Balance	Revenues	Expenses, Transfers, & ICR	Fund Balance
<b>Revenues</b>							
Restricted State Appropriations		0		0	0		0
Restricted Fees		0		0	0		0
Sales & Svcs of Educ. Activ's		0		0	0		0
Auxiliaries (List)							0
1		0		0	0		0
2		0		0	0		0
3		0		0	0		0
4		0		0	0		0
5		0		0	0		0
6		0		0	0		0
7		0		0	0		0
8		0		0	0		0
9		0		0	0		0
10		0		0	0		0
11		0		0	0		0
12		0		0	0		0
13		0		0	0		0
14		0		0	0		0
15		0		0	0		0
Endowment Income		0		0	0		0
Grants and Contracts							
Federal		0		0	0		0
State and Local		0		0	0		0
Private		0		0	0		0
Indirect Cost Recovered		0		0	0		0
Gifts		0		0	0		0
Federal Funds		0		0	0		0
Hospitals							
Hospital - Commercial/Self-Pay		0		0	0		0
Physician Practice Plans		0		0	0		0
Medicare		0		0	0		0
Medicaid		0		0	0		0
Uncompensated Care Costs		0		0	0		0
Sponsored Grants and Contracts		0		0	0		0
Sales and Services Other		0		0	0		0
All Other Sources	67,936,700	52,071,690	32,156,706	87,851,684	56,877,493	74,734,599	69,994,578
<b>TOTAL</b>	<b>67,936,700</b>	<b>52,071,690</b>	<b>32,156,706</b>	<b>87,851,684</b>	<b>56,877,493</b>	<b>74,734,599</b>	<b>69,994,578</b>

**Report on Restricted Operations**

\*\*\* \$20,870,072 of revenue for Hospital Lease payments received by 12/31/2021 was not transferred to Treasurer's Office until 1/11/2022.  
 \*\*\* \$800,000 in Care Act Funding received 7/20/20 was spent by 12/31/21, as required.  
 \*\*\* \$1,777,230.68 In Care Act funding was received by 12/31/21 and is required to be spent by 12/31/22.  
 \*\*\*\$255,196.61 SHIP OPH COVID-19 funds received by 12/31/2021 and spent by 6/30/22, as required by the contract with OPH.



Finance & Administration

## Report to the Board September 8-9, 2022

### LSU Quarterly Supplier Diversity Spend Report for period ending June 30, 2022

	LSU & Related		LSU HSC-NO		LSU HSC-S	
<i>FY20 - Procurement Spend</i>	\$ 211,402,643.79		\$ 37,543,158.49		\$ 28,950,376.41	
<b><i>FY20 - Combined Tier 1 &amp; 2 Spend</i></b>	<b>\$ 21,870,953.56</b>	<b>10.3%</b>	<b>\$ 3,213,249.42</b>	<b>8.6%</b>	<b>\$ 3,262,983.40</b>	<b>11.3%</b>
<i>FY21 - Procurement Spend</i>	\$ 221,585,630.99		\$ 40,536,049.30		\$ 35,771,300.74	
<b><i>FY21 - Combined Tier 1 &amp; 2 Spend</i></b>	<b>\$ 26,225,446.97</b>	<b>11.8%</b>	<b>\$ 4,272,209.94</b>	<b>10.5%</b>	<b>\$ 2,562,491.52</b>	<b>7.2%</b>
<i>FY22 - Procurement Spend</i>	\$ 218,071,322.53		\$ 40,855,666.93		\$ 39,969,531.22	
<b><i>**FY22 - Combined Tier 1 &amp; 2 Spend</i></b>	<b>\$ 41,596,434.40</b>	<b>19.1%</b>	<b>\$ 4,761,564.74</b>	<b>11.7%</b>	<b>\$ 2,174,394.68</b>	<b>5.4%</b>

Notes:

1. Related campuses include LSU - Alexandria (LSUA), LSU - Eunice (LSUE), LSU - Shreveport (LSUS), LSU Agricultural Center (AgCenter), Pennington Biomedical Research Center (PBRC) - campuses using the Workday financial system
2. FY22 figures include July 1, 2021, through June 30, 2022
3. The Fiscal Year 2022 diverse spend totals are preliminary and are not based on LSU's official Financial Report
4. Figures do not include impact from LaCarte card purchases or revenue-generating contracts/suppliers (e.g., concessions, dining, mitigation etc)
5. Tier 2 Spend primarily includes master contracts. It does not reflect total spend related to subcontractors
6. **System-wide Tier 1 direct spend for FY22 was \$43.7M, an increase of \$19,025,726.99 (77%) from FY21 (\$24.7M)**

**\*\*Includes newly identified diverse supplier spend based on diverse supplier cleanup efforts executed utilizing database software, Supplier.IO**



Finance & Administration  
**Supplier Diversity Q4 Updates**

**1. Diverse Supplier Database (Supplier.IO-MBE)**

- a. Workday and PeopleSoft supplier databases cleanup efforts to be continued; Database to be enriched semi-annually for ongoing system certification maintenance
- b. Temporary Single Sign-On access established to grant shared access to all campuses
- c. System Training conducted to the Project Team, Buyers/Campus Buyers at all campuses
- d. Prime Supplier Tier 2 Training upcoming; To begin reporting in SIO for FY23 Q1 (July 1 – September 30, 2022) - due by November 15th

**2. Tier 2 Supplier Diversity Engagement**

- a. Engaging with master contract suppliers to increase diverse supplier participation and opportunities by enhancing Workday platforms to highlight diverse products, establish custom catalogs or utilize diverse suppliers in other facets of the contract (e.g., transportation or installation services)
- b. Establishing diverse supplier subcontractor reporting requirements in contract award or re-negotiations with major contract suppliers

**3. Events/Outreach**

- a. Exhibiting at Baton Rouge Area Chamber (BRAC) Economic Inclusion Symposium & Baton Rouge Procurement Opportunities Partnership (BRPOP) Vendor Connect
- b. Planning LSU Meet the Primes Construction Networking Event
  - Sponsored by LSU Procurement & Supplier Diversity and LSU System Facility Services Departments
  - Reverse Trade Show Style where each group below has a table
    - i. Campus Facility Services departments
    - ii. General Contractors
    - iii. FS Trade representatives (Project Managers)

**4. Resource Partnerships**

- a. *Athletics Supplier Diversity Committee* – participating in monthly committee meetings to discuss Athletic department spend and diversity efforts in the SEC; provide guidance and updates on campus diversity efforts
- b. *Women’s Business Enterprise Council (WBEC) Certification Committee* – participating in monthly committee meetings to review, discuss, and vote on new/renewal applications for WBE certification
- c. *Baton Rouge Procurement Opportunities Partnership (BRPOP)* - participating in bi-monthly committee meetings to discuss procurement best practices, challenges and creating opportunities for local small businesses
- d. *Louisiana Department of Transportation and Development (LADOTD)* - Collaborating with local SBA office to host supplier information sessions regarding doing business with LSU and the federal government, certification opportunities and area resources to enhance their business
- e. *Louisiana Economic Development (LED)* - partnering with LED to highlight local small business certification options and develop LSU branded communications to share with suppliers
- f. *LSU College of Business* – collaborating with Dr. Sonya Wiley and Dr. Ye-Sho Chen to incorporate discussions on supplier diversity and doing business with LSU in entrepreneurship classes; also assisting in identifying diverse business owners to present in these classes throughout the semester
- g. *U.S. Small Business Administration (SBA)* - Collaborating with local SBA office to host supplier information sessions regarding doing business with LSU and the federal government, certification opportunities and area resources to enhance their business

**5. Public Private Partnerships Projects**

- a. Charity Hospital Redevelopment Project
  - Participating in the bi-weekly meetings to receive updates on the Charity Redevelopment Project and obtain monthly reports of DBE spend and engagement
- b. LSU Utilities Modernization Project
  - Participating in bi-weekly meetings with project DBE Compliance Committee to develop the Diverse Supplier Compliance Plan
  - Established website to collect supplier project interest and facilitate communication of events and opportunities: [lsu-umip-supplier-diversity-program.ubpages.com/getting-started-lead-generation-3693/](https://lsu-umip-supplier-diversity-program.ubpages.com/getting-started-lead-generation-3693/)



#### **Finance & Administration**

- Hosted Diverse Supplier Kick-Off and Informational event on July 6, 2022
  - i. Project team presented project opportunities and ways to participate
  - ii. Representatives from LADOTD, LED, WBEC and SBA presented on their certifications and processes
  - iii. 39 diverse contractors in attendance; approximately 70 people total including project team and other LSU representatives
- c. LSU University Lakes Project
  - Met with project manager, Mark Goodson of CSRS, regarding the development of a Diverse Supplier Compliance Plan Monitoring; to form a committee for plan development

#### **6. FY23 Efforts**

- a. Negotiating Employee Tax Consultant contact award to Women Owned Business
- b. Engaged Risk Management to pursue modification to insurance limits
- c. Collaborating with Auxiliary Services to ensure diverse subcontractors are significant component of Dining contract



Finance & Administration

## Supplier Diversity Year in Review

### Diverse Suppliers awarded FY22 contracts exceeding \$500K

- Garden Doctors (DBE) – Groundskeeping Services
- Stratos Elevator Inc (Small) – Elevator Maintenance
- SHI International Corporation (MBE, WBE) – IT Equipment & Software

### Diverse Suppliers awarded FY22 contracts exceeding \$250K

- CORE Boiler & Mechanical Services LLC (DBE, MBE, WBE, WOSB) - Boiler Maintenance
- Go Media (Hudson Initiative) - Tureaud Classroom Refresh

### Accomplishments

- Developed and deployed FASOP SDP-01
- Resolved 2 outstanding Internal Audit Findings
- Onboarded approximately 100 new diverse suppliers
- Launched Diverse Supplier Request form to provide diverse supplier recommendations to departments for procurement needs
- Established internal procedures to invite newly certified diverse suppliers, welcome new diverse suppliers, and handling diverse supplier requests
- Updated Request for Proposal (RFP) language to encourage utilization of diverse suppliers in execution of awarded contracts and to require Historically Underutilized Business (HUB) reporting to ensure compliance
- Updated Supplier Diversity Website to provide more information and tools for suppliers and departments
- Completed Applicable Spend Model review to update spend categories to be factored in Procurement-Supplier Diversity impact calculations
- Procured Diverse Supplier database with shared LSU System access, implementation still in progress
- Collaborated with Major/Master Contract suppliers to support LSU Supplier Diversity program
  - Configured platform changes to obtain department level diversity spend reporting – Grainger & Office Depot
  - Endorsed America-To-Go running a recruitment campaign to onboard new diverse caterers and configured platform changes to highlight diversity spend and approved licensed caterers
  - Configured platform changes to establish a Diverse Products catalog within the Grainger catalog
  - Enabled Amazon diverse supplier indicators to promote easier identification of small, local and diverse products
  - Onboarded a minority owned business as a subcontractor to provide copy paper through the Office Depot catalog
  - Discussed diverse subcontractor partnership opportunities with CDW-G, Medline, Southwest Contract and VWR
- Collaborated with departments to identify and increase diverse supplier spend
  - Athletics
  - Facility Services
  - College of Science
  - Residential Life
  - Information Technology Services
  - National Center for Biomedical Research and Training (NCBRT)
  - College of the Coast & Environment (COAST)
- Presented to Supplier Diversity Program initiatives and goals to various internal groups
  - Business Manager Meetings
  - Procurement Roundtable Meetings
  - Monthly College of Science Purchasing Meeting



## Finance & Administration

- Collaborating with PPPs to establish diversity goals, outreach and monitor compliance with LSU Supplier Diversity Policy
  - Charity Hospital Redevelopment Project
  - Utilities Modernization Improvements Project
  - University Lakes Project
- Engaged certifying agency contacts to offer certification training to LSU suppliers for recruiting and information purposes
  - U.S. Small Business Administration
  - Women Business Enterprise Council
  - Louisiana Economic Development
  - Louisiana Department of Transportation & Development

## Events

### *Internal*

- Hosted 1<sup>st</sup> Diverse Supplier Expo at the PMAC free to diverse suppliers and attendees
- Co-Hosted Utilities Modernization Improvements Project Diverse Supplier Kick-Off and Informational

### *External*

- Presented at Baton Rouge Metropolitan Airport Business Opportunity Virtual Workshop
- Presented at U.S Small Business Administration 17<sup>th</sup> Annual Business & Procurement Conference
- Presented and exhibitor at Baton Rouge Procurement Opportunities Vendor Connect Matchmaking Event
- Exhibitor at Louisiana Economic Development Louisiana Statewide Business Summit
- Attended the Grainger Show to meet potential diverse supplier subcontractors contract opportunities
- Attended the National Association of Educational Procurement Supplier Diversity Institute





Finance & Administration

Report To the Board  
September 8, 2022

Affiliated Entities Reimbursements Report

The Louisiana Code of Governmental Ethics prohibits public servants from receiving anything of economic value from a source other than the governmental entity for the performance of official duties and responsibilities or services substantially related to public duties. However, the law allows public employees to receive supplementary compensation or benefits from alumni associations or foundations recognized by the Board. Louisiana Revised Statute (LA RS) 17:3390 requires that any request for payment over \$1,000 for any single transaction to, or on behalf of, a public employee by a nonprofit organization shall be approved in writing by the appropriate higher education management board in accordance with written policies and procedures. The updated Uniform Affiliation Agreement adopted by LSU affiliates in 2020 outlines the provisions for compliance. Below is a summary table of reimbursements by Affiliated Entity for the fourth quarter of FY 2022. The Appendix include more detailed information on each reimbursement.

Reimbursements Greater than \$1,000 by Affiliated Entity

	Quarter Ending 6/30/22	
	Number of Payments	Total Reimbursements
Louisiana 4-H Foundation	0	\$ -
LSU Alumni Association	0	\$ -
LSU Foundation	92	\$ 186,860
LSU Health Care Services Foundation	0	\$ -
LSU Health Foundation - New Orleans	82	\$ 199,253
LSU Health Sciences Foundation - Shreveport	16	\$ 36,511
LSU Healthcare Network	0	\$ -
LSU Medical School Alumni Association	1	\$ 3,714
LSU Research Foundation	0	\$ -
LSUA Foundation	3	\$ 2,950
LSUE Foundation	1	\$ 1,000
LSUS Alumni Association	0	\$ -
LSUS Foundation	16	\$ 36,453
Pennington Biomedical Research Foundation	5	\$ 9,000
Tiger Athletic Foundation	5	\$ 17,407

## Appendix: Affiliated Entities Reimbursement Details

**Affiliate: LSU Foundation**

Payee Name	Payment Date	Amount	Purpose
Kenny Anderson	3/28/22	\$ 1,109.15	Airfare for SEI director to represent the university at the SEC pitch competition in Columbia, South Carolina. Agenda attached.
Nichole Bauer	3/10/22	\$ 1,400.00	This is part of the cost for participants for the study on politicized motherhood.
Nichole Bauer	4/13/22	\$ 1,050.00	data collection for experimental study
Darla Dao	6/8/22	\$ 2,200.00	on behalf of Kevin Mcpeak-Access for Article
Darla Dao	4/21/22	\$ 1,000.00	Jimmy Lawrence, Asst Prof & Gautreaux Prof 2 - ASEE/AICHE Summer School for Engineering Faculty - Registration fee
Darla Dao	3/22/22	\$ 1,425.00	Jimmy Lawrence, MF Gautreaux Prof for the Journal image cover for ACS Au:
Darla Dao	3/24/22	\$ 2,641.41	Harold Toups, Professional in Residence Retirement Luncheon 5-5-2022 - Tent, tables, chairs, and linen. ChE Faculty, Staff, and 40 Guests
Darla Dao	5/2/22	\$ 4,422.84	Kevin Mcpeak, Assoc Prof software used in UG Lab for ecoinvent database in my sustainable chemical engineering course, ChE 4420. Students are learning openLCA and using the database to perform lifecycle assessments for various processes.
Mary Janet Dugas	4/28/22	\$ 2,762.97	Retirement Party Wojtanowicz
Elizabeth Green	4/6/22	\$ 1,500.00	Membership dues for Charles Berryman ACCE lifetime membership
Tina Harris	3/10/22	\$ 1,552.27	Travel to international conference
Tina Harris	4/21/22	\$ 1,745.60	ICA conference travel
Amy Hurd	3/31/22	\$ 1,295.00	to attend AACSB annual conference
Ruth Moon Mari	6/21/22	\$ 1,036.26	Lodging for Language Study
William Mari	5/2/22	\$ 1,317.91	lodging for AEJMC conference
William Mari	6/29/22	\$ 1,222.48	Lodging for Language Training
Diana Reynolds	4/14/22	\$ 1,500.00	membership USAEE, David E Dismukes
Meghan Sanders	3/4/22	\$ 2,000.00	For Anthony Ciaramella, research participants
Helmut Schneider	4/4/22	\$ 1,195.00	Conference
Helmut Schneider	4/27/22	\$ 1,151.05	Attending AACSB Meeting
Donna Smith	6/20/22	\$ 1,000.00	Retirement Function for Wanda Hargroder
William Tate	3/8/22	\$ 1,148.48	attending SEC Presidents I Chancellors Meeting & Men's SEC Basketball Tournament to support LSU - included in hotel bill is dinner with Scott Woodward, LSU Athletic Director and late lunch for President Tate
Alcibiades Tsolakis	6/12/22	\$ 1,931.35	Lodging ARCH in Paris Teaching
Stanley Wilder	3/15/22	\$ 1,358.98	updating cell phone

## Appendix: Affiliated Entities Reimbursement Details

**Affiliate: LSU Foundation**

<b>Payee Name</b>	<b>Payment Date</b>	<b>Amount</b>	<b>Purpose</b>
Asha Winfield	4/5/22	\$ 1,930.07	ICA flight to Paris
Adam Melvin	5/12/22	\$ 5,000.00	Employee Award
Amanda Hawk	5/24/22	\$ 1,000.00	Employee Award
American Council for Construction Education	4/11/22	\$ 3,000.00	Member Annual Dues (Dr. Charles Berryman)
Amirhosein Jafari	5/16/22	\$ 4,500.00	Employee Award
Andrew Burstein	6/10/22	\$ 2,427.91	Apple MacBook & Accessories
Areendam Chanda	4/7/22	\$ 1,000.00	Employee Award
Bhuvnesh Bharti	5/16/22	\$ 4,500.00	Employee Award
Brian Hanley	6/23/22	\$ 3,238.16	Conference Travel
Brian S Andrews	6/10/22	\$ 1,990.00	Subscription
Charles Pecquet	6/8/22	\$ 5,000.00	Employee Award
Charles Pecquet	5/16/22	\$ 4,500.00	Employee Award
City Club of Baton Rouge	5/18/22	\$ 1,607.12	Membership Dues and Activities (Dr. William Tate)
City Club of Baton Rouge	5/17/22	\$ 1,123.84	Membership Dues and Activities (Dr. William Tate)
Dr. Courtney Szocs	4/7/22	\$ 1,000.00	Employee Award
Dr. Courtney Szocs	4/12/22	\$ 1,000.00	Employee Award
Dr. Jayne C. Garno	5/2/22	\$ 1,000.00	Employee Award
Dr. Joe Willis	6/10/22	\$ 1,015.20	Subscription
Elsa Gutierrez	5/11/22	\$ 1,552.13	Relocation Expenes
Elsa Gutierrez	5/18/22	\$ 1,200.73	Relocation Expenes
Emmanouil Chatzopoulos	5/2/22	\$ 1,000.00	Employee Award
George Z Voyiadjis	4/8/22	\$ 1,750.00	Employee Award
Hans Rasmussen	5/24/22	\$ 1,000.00	Employee Award
Jacob Smith	4/7/22	\$ 2,000.00	Employee Award
Jennie C Sparks	5/20/22	\$ 1,000.00	Employee Award
Jeremy Testa	6/29/22	\$ 1,934.98	Travel
John C Flake	6/22/22	\$ 3,617.81	Travel
John Maxwell Hamilton	4/13/22	\$ 2,788.40	Travel Research
John Maxwell Hamilton	4/14/22	\$ 1,794.56	Research Expenses
John Maxwell Hamilton	4/26/22	\$ 2,980.20	Travel Research
Jonathan Shi	6/30/22	\$ 1,798.00	Research Expenses
Jorge Pullin	6/15/22	\$ 2,075.20	Travel Research
Jorge Pullin	6/28/22	\$ 2,185.67	Travel Research
Jose A Romagnoli	6/24/22	\$ 4,104.81	Travel Research

## Appendix: Affiliated Entities Reimbursement Details

**Affiliate: LSU Foundation**

<b>Payee Name</b>	<b>Payment Date</b>	<b>Amount</b>	<b>Purpose</b>
Joy Blanchard	5/4/22	\$ 1,000.00	Employee Award
Judith L Sylvester	4/19/22	\$ 1,054.82	Conference Travel
Jun Heo	5/5/22	\$ 2,743.66	Competition Travel
Justin Ragains	5/2/22	\$ 1,500.00	Employee Award
Kandace Hurst	5/2/22	\$ 1,500.00	Employee Award
Karim Elkholy	5/13/22	\$ 4,500.00	Employee Award
Keith B. Hall	6/27/22	\$ 2,293.93	Travel
Kelvin Jones	5/4/22	\$ 2,500.00	Employee Award
Kevin M Smith	5/4/22	\$ 1,000.00	Employee Award
Khoa Nguyen	5/2/22	\$ 1,000.00	Employee Award
Kimberley Williams	6/8/22	\$ 5,000.00	Employee Award
Kristina Lindsey Hall	4/7/22	\$ 2,000.00	Employee Award
Laura DeLaune Wiley	4/14/22	\$ 1,384.65	Travel-Study Abroad
Laura DeLaune Wiley	5/16/22	\$ 1,500.00	Employee Award
Leonard Apcar	5/24/22	\$ 1,602.19	Travel
Leonard Apcar	4/26/22	\$ 1,595.26	Travel
LSU Accounting Services	6/30/22	\$ 1,223.55	Spousal Travel Expenses Provost Roy Haggerty
Maribel Dietz	6/24/22	\$ 1,758.10	Computer Equipment
Martina Santia	4/18/22	\$ 1,039.03	Travel Research
Michael Johnson	4/7/22	\$ 2,000.00	Employee Award
Paul Brian Wolshon	6/27/22	\$ 4,920.41	Research Travel
Petra Robinson	5/4/22	2500	Employee Award
Qiankun Zhou	5/10/22	\$ 1,625.33	Research Supplies
Rafael Orozco	5/16/22	1500	Employee Award
Ramachandran Vaidyanathan	5/16/22	4500	Employee Award
Rendy Kartika	5/2/22	\$ 3,000.00	Employee Award
Rikki Babin	5/25/22	\$ 1,000.00	Employee Award
Sabrina Taylor	5/4/22	\$ 1,500.00	Employee Award
Stephanie Heumann	6/8/22	\$ 5,000.00	Employee Award
Sue Kim	5/5/22	\$ 1,010.57	Research Materials
William L. Buslepp	5/12/22	\$ 1,000.00	Employee Award
Yvette M LaValle	5/2/22	\$ 1,000.00	Employee Award
Zevi Gutfreund	6/17/22	\$ 2,527.75	Macbook
Zhenhua Chen	5/12/22	\$ 1,000.00	Employee Award

## Appendix: Affiliated Entities Reimbursement Details

**Affiliate: LSU Health Foundation - New Orleans**

<b>Payee Name</b>	<b>Payment Date</b>	<b>Amount</b>	<b>Purpose</b>
Joshua Butrick	4/22/22	\$ 1,280.48	Resident & Fellow Graduation Gifts
Paul Fidel	4/28/22	\$ 1,834.81	Society memberships and conference travel
Terrell Caffery MD	5/10/22	\$ 1,524.32	CORD Conference San Diego CA
Agustin Garcia MD	5/12/22	\$ 2,385.20	Attend symposium and meet with colleagues
Jayne Weiss MD	6/8/22	\$ 8,936.82	2022 Graduation
Paul Fidel	6/8/22	\$ 1,229.20	Adobe License, laptop replacement, OKC seminar
Peter Krause MD	6/21/22	\$ 2,672.69	Department Crawfish Boil
Shannon Alwood MD	6/21/22	\$ 1,459.81	Dinner to discuss upcoming academic year
Paul Fidel	6/30/22	\$ 2,145.66	ASM Microbe meeting
AOA	4/4/22	\$ 2,200.00	Vinod Dasa 2021 & 2022 membership dues
Brian Boulmay MD	4/8/22	\$ 1,956.97	Chairs for graduating Hem/Onc fellows
Jaime Alleyn MD	4/8/22	\$ 2,670.55	CREOG/APGO annual meeting
Jeffrey Johnson	4/8/22	\$ 1,701.96	ADEA Leadership Institute
Nicole Freehill MD	4/8/22	\$ 2,413.78	CREOG & APGO annual meeting
Stephen Lindsey	4/8/22	\$ 1,224.82	Welcome dinner incoming faculty
Tina Gunaldo	4/8/22	\$ 1,260.00	BCBS and SELA AHEC sponsorship
Tina Gunaldo	4/8/22	\$ 2,520.00	BCBS SELA AHEC sponsorship
Aravinda Rao MD	4/13/22	\$ 3,473.49	Present at annual meeting
Amelia Jernigan MD	4/18/22	\$ 2,500.00	SGO 2022 Annual Meeting
Haley Phillips Hunt	4/18/22	\$ 1,305.68	American Academy of Dermatology Annual Meeting
J Christian Winters MD	4/18/22	\$ 2,585.48	Annual WUF Meeting
Jason Stevens	4/18/22	\$ 1,578.25	American Academy of Dermatology Annual Meeting
Kelly Vogel	4/18/22	\$ 1,638.06	American Academy of Dermatology Annual Meeting
Lilia R Stefaniwsky	4/18/22	\$ 7,156.45	Learning GI techniques
Lyndsey Hargrave	4/18/22	\$ 1,212.24	American Academy of Dermatology Annual Meeting
Matthew LaCour	4/18/22	\$ 1,542.68	American Academy of Dermatology Annual Meeting
Navya Nair MD	4/18/22	\$ 2,375.00	SGO 2022 Annual Meeting
Randi Goldstein	4/18/22	\$ 1,664.44	American Academy of Dermatology Annual Meeting
Scott Barnett	4/18/22	\$ 1,758.09	AAOS 2022 Annual Meeting
Sherrod Quin	44669	\$ 2,360.00	AGD Dues/Dental Conference
Shivik Patel MD	44669	\$ 1,450.51	SCVS Conference
Vinod Dasa MD	44669	\$ 1,544.12	AAOS Annual Meeting
Mark Juneau MD	44672	\$ 6,258.99	Tiger Bones Banquet
Lauren Petit	44678	\$ 1,492.25	American Academy of Dermatology Annual Meeting

## Appendix: Affiliated Entities Reimbursement Details

**Affiliate: LSU Health Foundation - New Orleans**

<b>Payee Name</b>	<b>Payment Date</b>	<b>Amount</b>	<b>Purpose</b>
Michael Loewe	44678	\$ 2,191.24	Attend CORD Academic Assembly
Robert Maupin MD	44678	\$ 1,728.88	AAMC GDI 2022 Conference
Stacey Holman MD	44678	\$ 2,615.20	CREOG & APGO Annual Meeting
Terrell Caffery MD	44678	\$ 2,729.74	CORD Academic Assembly
Wei Niu	44678	\$ 1,450.39	American Academy of Dermatology Annual Meeting
Ammar Shawar	44686	\$ 1,213.99	AAPD Advocacy Conference in Washington, DC
James Campbell MD	44686	\$ 1,235.00	AAFP Board Exam Review for PGY-3 residents
John Miller	44686	\$ 1,085.33	To advance dermatological knowledge Boston MA
Peter DeBlieux MD	44686	\$ 8,700.00	AOA Banquet
William Chasant	44686	\$ 3,161.26	Uniform apparel purchased
Patricia Molina MD	44692	\$ 1,805.68	Attend EB Conference
Amit Chawla MD	44694	\$ 2,171.14	Attend educational conference
Lisa Moreno Walton MD	44694	\$ 2,735.76	Attend Latino Medical Student Association National Conferenc
Marie Unruh MD	44694	\$ 1,334.81	Attend Society for Clinical Vascular Surgery Annual Meeting
Tara Castellano	44694	\$ 2,500.00	attend SGO 2022 Annual Meeting
Vanessa Norris MD	44694	\$ 1,170.25	Attend Annual Medical Education Conference SNMA
Angela Amedee	44699	\$ 1,500.00	Membership for Women's Leadership Collective Coaching Group
Emilio Russo MD	44699	\$ 1,826.94	Residency Retreat
John Cary	44699	\$ 1,015.09	Attended American Academy of Dermatology Annual Meeting
Jonathan Esquivel MD	44699	\$ 2,195.64	2022 LDA Membership Dues
Lisa Peacock MD	44699	\$ 1,208.27	Dr. Chesson retirement dinner
Nicholas Culotta	44699	\$ 1,666.00	Attended the American Society for Laser Medicine and Surgery
APGO	44704	\$ 2,000.00	APGO Membership
Mark Froom MD	44704	\$ 1,241.28	Team building event for D & I Radiology Residents
Robert Maupin MD	44704	\$ 1,340.02	AMEC 2022 Conference
Edwin Murray	44707	\$ 1,337.50	LSU Day reception reimbursement
Joseph Ortenberg MD	44707	\$ 3,562.55	American Association of Pediatric Urology Annual Meeting
Adele Evans MD	44713	\$ 1,075.00	Loupes purchase
Braden McIntosh MD	44713	\$ 1,783.18	Attend CORD Academic Assembly
James Campbell MD	44713	\$ 1,020.00	Team building event for residents
Michael Dunham MD	44713	\$ 1,560.80	Attend COSM Annual Meeting
Taylor Dickerson MD	44713	\$ 1,070.00	Attend Symposium for Cosmetic Advances and Laser Education
United Van Lines LLC	44713	\$ 16,034.56	John Stewart
George Karam MD	44718	\$ 1,916.55	Reimbursement for Crawfish Boil and Cleaning Services

## Appendix: Affiliated Entities Reimbursement Details

### **Affiliate: LSU Health Foundation - New Orleans**

<b>Payee Name</b>	<b>Payment Date</b>	<b>Amount</b>	<b>Purpose</b>
Jeffrey Johnson	44726	\$ 3,699.07	Travel to AAPD Annual Session
Allen Boyd	44728	\$ 2,762.66	Department of Surgery Faculty Retreat
Antonia Traina	44728	\$ 1,584.63	presenting at SASGOG 10th Annual Meeting
Stuart Schexnayder	44728	\$ 1,575.00	Miller Review Course
Daphne Salazar	44732	\$ 1,598.12	Travel to AAPD Annual Session
Stacey Holman MD	44736	\$ 1,889.47	Travel for SASGOG Annual meeting 2022
Eric Rowley MD	44741	\$ 2,152.39	Travel to attend CORD Academic Assembly
Jeffrey Johnson	44741	\$ 3,700.59	ACLS/PALS/BLS for Pediatric Residents
Joshua Allen	44741	\$ 1,203.31	Travel to AADP Annual Session
Rana Almudamgha	44741	\$ 4,252.00	Travel for American Academy of Orofacial Pain meeting
Scott Delacroix MD	44741	\$ 1,231.08	Ralph's on the Park balance for Urology Graduation
Stephen Lindsey	44741	\$ 2,328.13	Attend ACREEM meeting
John England MD	44742	\$ 7,328.25	Annual residents/fellows graduation for Dept of Neurology
Marine Biological Laboratory	44742	\$ 1,453.00	Carol Upchurch tuition

## Appendix: Affiliated Entities Reimbursement Details

### **Affiliate: LSU Health Sciences Foundation - Shreveport**

<b>Payee Name</b>	<b>Payment Date</b>	<b>Amount</b>	<b>Purpose</b>
C. Eric McCathran	4/14/22	\$ 1,260.77	Meals & Lecture Expense
Chiranjiv Virk	6/23/22	\$ 1,032.86	Travel & CME
Chris Kevil	6/29/22	\$ 1,785.86	Meals & Lecture Expense
D. David Kim	6/2/22	\$ 1,139.00	Travel & CME
David F Lewis	5/18/22	\$ 2,302.23	Travel & CME
Giovanni Solitro	5/18/22	\$ 1,224.11	Travel & CME
Kristy Waltman, MD	4/27/22	\$ 2,767.48	Travel & CME
Matthew Moss, MD	6/2/22	\$ 1,075.00	Supplies
Patrick Massey	6/23/22	\$ 3,232.69	Travel & CME
Racheal Peterson	6/2/22	\$ 1,858.46	Travel & CME
Richard Shane Barton	4/27/22	\$ 3,834.39	Meals & Lecture Expense
Richard Shane Barton	4/14/22	\$ 8,400.00	Travel & CME
Steven Garrett Whipple	6/2/22	\$ 1,790.52	Travel & CME
Tasneem Hasan	5/4/22	\$ 1,956.57	Travel & CME
Wayne Scalisi	5/18/22	\$ 1,060.80	Travel & CME
Yuping Wang	6/2/22	\$ 1,790.08	Travel & CME



## Appendix: Affiliated Entities Reimbursement Details

**Affiliate:** *LSU Medical School Alumni Association*

<b>Payee Name</b>	<b>Payment Date</b>	<b>Amount</b>	<b>Purpose</b>
Cathi Fontenot	6/23/22	\$ 3,714.29	Reunion payment

## Appendix: Affiliated Entities Reimbursement Details

### *Affiliate: LSUA Foundation*

<b>Payee Name</b>	<b>Payment Date</b>	<b>Amount</b>	<b>Purpose</b>
Dr. Bob Jones	6/1/22	\$ 1,035.00	Books for Professorship
Dr. Bob Jones	6/1/22	\$ 1,035.00	Books for Professorship
Dr. Bob Jones	6/1/22	\$ 879.75	Books for Professorship

## Appendix: Affiliated Entities Reimbursement Details

**Affiliate: LSUE Foundation**

**Payee Name**

Laurie Seeder

**Payment Date**

5/3/22

**Amount**

\$ 1,000.00

**Purpose**

teaching award

## Appendix: Affiliated Entities Reimbursement Details

**Affiliate: LSUS Foundation**

<b>Payee Name</b>	<b>Payment Date</b>	<b>Check #/EFT/CC</b>	<b>Amount</b>	<b>Purpose</b>
Alexander Mikaberidze	6/15/22	1179	\$ 1,243.50	Travel to Canada for Rare Book Collection
Charles Thompson	4/6/22	1066	\$ 3,586.84	Lodging for Bass Fishing Team During Tournament
Kyle R Blankenship	5/11/22	1113	\$ 1,071.91	Senior Day & Watch Party for Basketball Team; Meals for Fundraising
Justin Lord-Stephens	6/29/22	1211	\$ 3,915.18	Travel to European Academy of Management Conference
Alexander Mikaberidze	4/20/22	1072	\$ 2,278.76	Travel to London for research and purchases from German Auction House
Sanjay Menon	5/3/22	1096	\$ 1,052.01	Festival of Colors Event; Food & Supplies
Cay Evans	5/18/22	1132	\$ 3,184.08	Internet & Cell Phone for Academic Year for Teaching Remotely
Yong Dai	6/1/22	1164	\$ 1,364.58	Conference Travel to Chicago
Melissa Hawthorne	6/15/22	1186	\$ 2,072.66	Memberships, Publication Fees, Cell Phone to correspond with Students while teaching remotely
Mary L White	6/15/22	1185	\$ 1,549.07	Conference Travel to Florida, Econ Association memberships, Southern Econ Assoc., American Econ Assoc, Books
Tauhidul Alam	6/15/22	1192	\$ 1,952.05	Internet & Cell Phone for Academic Year for Teaching Remotely, Association Memberships
Alexander Mikaberidze	6/22/22	1196	\$ 1,014.65	Purchase of 18th & 19th Century Books & Periodicals for Noel Collection
Tami Knotts	6/22/22	1204	\$ 2,139.83	Internet & Cell Phone for Academic Year for Teaching Remotely, Drop Box
Aidong Zhang	6/22/22	1195	\$ 2,966.27	NCTM Membership; Professional Development, Internet for Online Courses
Minsun Kim	6/22/22	1202	\$ 3,026.64	Supplies, Equipment, Subscriptions, Cell Phone
Karen E James	6/29/22	1212	\$ 4,035.33	Lodging for Conference Trip to Hawaii, Internet for teaching remotely
			\$ 36,453.36	

## Appendix: Affiliated Entities Reimbursement Details

### ***Affiliate: PBRF***

<b>Payee Name</b>	<b>Payment Date</b>	<b>Amount</b>	<b>Purpose</b>
David Burk	6/30/22	\$ 1,000.00	Publication of the Year Award Prize
Eric Ravussin	6/30/22	\$ 1,000.00	Publication of the Year Award Prize
Ursula White	6/30/22	\$ 1,000.00	Publication of the Year Award Prize
Jason Collier	6/30/22	\$ 3,000.00	Publication of the Year Award Prize
Susan Collier	6/30/22	\$ 3,000.00	Publication of the Year Award Prize

## Appendix: Affiliated Entities Reimbursement Details

### **Affiliate: TAF**

#### **Payee Name**

<b>Payee Name</b>	<b>Payment Date</b>	<b>Amount</b>	<b>Purpose</b>
Brian Kelly	6/2/22	\$ 2,208.00	Reimburse for official visit parent social expenses
Doug Shaffer	4/21/22	\$ 3,800.16	Reimburse for Swimming & Diving team banquet
Joe Sloan	6/1/22	\$ 3,599.36	Reimburse for official visit parent social expenses
Scott Woodward	5/25/22	\$ 1,648.00	Reimburse for Baton Rouge Country Club March-April 2022 dues
Shaeeta Williams	6/14/22	\$ 6,151.16	Reimburse for meal attended by LSU & TAF officials in Destin for the 2022 SEC Spring Meetings

Personnel Actions Information Report  
Reporting Period: April 2022 - June 2022

**LSU A&M**

Honorifics							
Name	Effective Date	Academic Rank/Title	Allowance	Named Professorship	Transaction		
Michael Pasquier	5/15/2022	Associate Dean	\$28,484	Jaak Seynaeve Professorsip in Christian	Add Appointment > Honorific		
Helmut Schneider	5/1/2022	Associate Dean	N/A	Ourso Family Distinguished Professorship of Informational Sciences	Add Appointment > Honorific		
Andrew Burstein	5/15/2022	Professor	\$6,597	Charles Phelps Manship, Jr. Endowed Chair in History	Add Appointment > Honorific		
James C Garand	5/15/2022	Professor	\$5,208	Emogene Pliner Distinguished Professorship in Politlcal Science	Add Appointment > Honorific		
Paul Joseph Frink	6/15/2022	Professor	\$20,180	Roy Crumpler Memorial Chair in Psychology	Add Appointment > Honorific		

**Personnel Actions**

Name	Effective Date	Academic Rank/Title	Tenure Status	Prev Salary	New Salary	% Change	Allowance Plan	Transaction
Brooke Dubansky	5/1/2022	Assoicate Professor - Clinical	N/A	\$117,600	\$126,000	7%	N/A	Adjustment > Equity Adjustment
Michael Pasquier	5/15/2022	Associate Dean	Tenured	\$98,564	\$127,048	29%	\$15,750	Adjustment > Adding Allowance Plan
Greg Trahan	4/1/2022	Director	N/A	\$159,872	\$209,872	31%	\$50,000	Add Allowance Plan
Jeremy Redmond	5/9/2022	Assistant Professor	N/A	\$65,000	\$125,000	92%	N/A	Promotion
Joshua S. Jones	6/1/2022	Associate Vice President	N/A	\$160,000	\$184,000	15%	N/A	Promotion
Radhika Krishnadas	6/1/2022	Executive Director	N/A	\$159,200	\$185,000	16%	N/A	Adjustment > Equity Adjustment
Sumit Jain	4/18/2022	Director	N/A	\$141,806	\$175,000	23%	N/A	Adjustment > Equity Adjustment
Ann Marie Stanley	4/25/2022	Associate Dean	Tenured	\$80,000	\$82,350	3%	\$2,350	Promotion to New Rank
Kate S. Jackson	5/1/2022	Associate Clinical Specialist 3	N/A	\$40,358	\$44,358	10%	N/A	Promotion to New Rank
Danny Bryan	6/1/2022	Head Coach	N/A	\$0	\$155,000	100%	\$11,988	Hire
Gary Eugene Redus	4/18/2022	Assistant Coach	N/A	\$0	\$150,000	100%	N/A	Hire
James M Olson	5/23/2022	Assistant to the Vice President for Academic Affairs	N/A	\$0	\$220,000	100%	N/A	Hire
Natalie Tellis Robertson	6/1/2022	Assistant General Counsel	N/A	\$0	\$129,526	100%	N/A	Hire
Richard Allan Salhus	5/23/2022	Assistant Coach	N/A	\$0	\$65,000	100%	\$9,600	Hire
Taylor McNeilly Fogleman	6/16/2022	Head Coach	N/A	\$0	\$155,000	100%	\$9,600	Hire
Thomas R Lene	5/16/2022	Assistant Coach	N/A	\$0	\$85,000	100%	N/A	Hire
Tiffany Farrell Hansen	4/18/2022	Assistant Coach	N/A	\$0	\$85,000	100%	\$9,600	Hire
Michelle Marie Livermore	6/1/2022	Director of School Within A College	Tenured	\$79,447	\$133,877	69%	\$30,000	Promotion
Tasia Mehzabin Kazi	1/15/2022	Instructor - Part-Time	N/A	\$0	\$4,000	100%	N/A	Retroactive > Hire
Jennifer Henderson	12/30/2021	Instructor	N/A	\$92,700	\$103,000	11%	\$10,300	Retroactive > Adding Allowance Plan
Andrew Schwarz	8/15/2021	Professor	Tenured	\$179,463	\$199,463	11%	\$20,000	Retroactive > Adding Honorific Plan
Fernando Alegre	8/15/2021	Associate- Research 5	N/A	\$15,813	\$15,880	0.42%	N/A	Retroactive > Compensation Change
Eugene Kennedy	8/15/2021	Professor	Tenured	\$108,901	\$113,901	5%	\$5,000	Retroactive > Adding Allowance Plan
Sheena Dunbar	8/28/2021	Custodian Supervisor 1	N/A	\$11.59	\$11.95	0.36%	N/A	Retroactive > Compensation Change

**Leave of Absence**

Name	Effective Date	Academic Rank/Title	Tenure Status	Last day of Leave - Estimated	Allowance Plan	Transaction
Lataveata Campbell	9/30/2021	Food Specialist 3	N/A	7/28/2022	N/A	Leave of Absence Without Pay
Sylvie Dubois	1/12/2022	Professor	Tenured	5/14/2022		Leave of Absence Without Pay

**LSU at Shreveport**

Personnel Actions								
Name	Effective Date	Academic Rank/Title	Tenure Status	Prev Salary	New Salary	% Change	Allowance Plan	Transaction
Laura L Perdue	6/1/2022	Director	N/A	\$120,540	\$145,000	21%	N/A	Adjustment > Merit Increase
Matthew Radnia	8/15/2021	Instructor	N/A	\$31,928	\$32,700	2%	N/A	Retroactive > Corrective Adjustment

**LSU AgCenter**

Honorifics							
Name	Effective Date	Academic Rank/Title	Allowance	Named Professorship	Transaction		
Zongliang Jiang	4/1/2022	Assistant Professor	\$4,500	Doyle Chambers Distinguished Professorship	Add Appointment > Honorific		

**Personnel Actions**

Name	Effective Date	Academic Rank/Title	Tenure Status	Prev Salary	New Salary	% Change	Allowance Plan	Transaction
Emily Veillon	7/1/2021	Manager	N/A	\$56,650	\$61,882	9%	\$5,232	Retroactive > Adding Allowance Plan
William Rush	7/15/2021	Research Farm Assistant	N/A	\$10.25	\$10.35	1%	N/A	Retroactive > Corrective Adjustment
Corey Scott	7/15/2022	Manager	N/A	\$23.15	\$23.47	0.32%	N/A	Retroactive > Corrective Adjustment
Carlos G Spaht II	8/15/2021	Professor	N/A	\$77,093	\$100,663	31%	\$23,570	Retroactive > Adding Allowance Plan
Bonnie J Hymel	7/1/2021	Director	N/A	\$162,078	\$166,940	3%	N/A	Retroactive > Corrective Adjustment
Babitha Jampala	8/1/2021	Assistant Professor - Research	N/A	\$53,409	\$60,085	13%	N/A	Retroactive > Promotion to New Rank

**Leave of Absence**

Name	Effective Date	Academic Rank/Title	Tenure Status	Last day of Leave - Estimated	Allowance Plan	Transaction
Vinson Doyle	4/1/2022	Associate Professor	Tenured	9/30/2022		Sabbatical Leave Half FY

**LSU Eunice**

Personnel Actions

Name	Effective Date	Academic Rank/Title	Tenure Status	Previous Salary	New Salary	% Change	Allowance Plan	Transaction
Amy Greagoff	5/1/2022	Vice Chancellor for Business Affairs	N/A	\$77,920	\$90,000	16%	\$12,080	Promotion

Leave of Absence

Name	Effective Date	Academic Rank/Title	Tenure Status	Last day of Leave - Estimated	Allowance Plan	Transaction
Avery A Williams	1/1/2022	Associate Professor	Tenured	9/2/2022	N/A	Leave of Absence Without Pay

Pennington Biomedical Center

Personnel Actions

Name	Effective Date	Academic Rank/Title	Tenure Status	Previous Salary	New Salary	% Change	Allowance Plan	Transaction
Sanjoy Saha	7/1/2021	Postdoctoral Researcher	N/A	\$52,000	\$52,500	96%	N/A	Retroactive > Corrective Adjustment

LSU Alexandria

Personnel Actions

Name	Effective Date	Academic Rank/Title	Tenure Status	Previous Salary	New Salary	% Change	Allowance Plan	Transaction
Jason Paul Normand	1/1/2022	Chief Technology Officer	N/A	\$71,758	\$90,000	25%	N/A	Retroactive > Promotion
Meagan Brooke Chatelain	1/2/2022	Assistant Director	N/A	\$42,642	\$52,000	22%	N/A	Retroactive > Promotion
Richard Robinson	1/3/2022	Assistant Director	N/A	\$60,900	\$66,000	8%	N/A	Retroactive > Promotion

LSUHSC-New Orleans

Personnel Actions

Name	Effective Date	Academic Rank/Title	Tenured Status	Prev Salary	New Salary	% Net Change	Allowance Plan	Transaction
Angela Martin Amedee	2/1/2022	Associate Dean	Tenured	\$179,221	\$200,000	12%	N/A	Retroactive > Pay Salary Increase
John N Kent	5/23/2022	Assistant Professor - Clinical	N/A	\$0	\$200,000	100%	N/A	REH Appointment
Eric D Lazartigues	6/1/2022	Director	N/A	\$124,523	\$236,350	90%	N/A	Appointment to Director of Cardiovascular Center

LSUHSC - Shreveport

Personnel Actions

Name	Effective Date	Academic Rank/Title	Tenured Status	Prev Salary	New Salary	% Net Change	Allowance Plan	Transaction
Ashley S Baker	6/4/2022	Assistant Professor - Clinical	N/A	\$0	\$140,000	100%	N/A	REH Appt - Academic Rank
Kevin J Cline	6/4/2022	Assistant Professor - Clinical	N/A	\$0	\$140,000	100%	N/A	Hire
Arrigo De Benedetti	4/1/2022	Professor	Tenured	\$120,658	\$130,311	8%	N/A	PAY Sal Inc-Expan/Upgrade Duties
Xin Gu	4/1/2022	Professor	N/A	\$120,223	\$137,055	14%	N/A	PAY Sal Inc-Expan/Upgrade Duties
Lester Wayne Johnson	4/1/2022	Vice Chancellor Clinical Affairs	N/A	\$176,015	\$200,657	14%	N/A	PAY Sal Inc-Expan/Upgrade Duties
Joseph D Jordan	5/16/2022	Department Head/Chair	N/A	\$0	\$200,000	100%	N/A	Hire
Patricia Ann Laney Brown	5/1/2022	Associate Director	N/A	\$98,555	\$135,020	37%	N/A	Promotion
Lisa J Mason	5/1/2022	Associate Director	N/A	\$113,465	\$138,427	22%	N/A	Promotion
Jared L Moss	6/4/2022	Assistant Professor - Clinical	N/A	\$0	\$140,000	100%	N/A	Hire
James R Noble	6/4/2022	Assistant Professor - Clinical	N/A	\$0	\$140,000	100%	N/A	Hire
Thomas E Palmer	6/4/2022	Assistant Professor - Clinical	N/A	\$0	\$140,000	100%	N/A	Hire
Alison S Spann	6/4/2022	Assistant Professor - Clinical	N/A	\$0	\$140,000	100%	N/A	Hire
Phillip Bohn	7/1/2022	Head Coach	N/A	\$0	\$60,000	100%	N/A	Hire

Healthcare Services Division

Personnel Actions

Name	Effective Date	Academic Rank/Title	Tenured Status	Prev Salary	New Salary	% Net Change	Allowance Plan	Transaction
Lisa Bruhl	4/1/2022	Hospital Administer	N/A	\$0	\$155,000	100%	N/A	REH Appointment